

Mail.dat®

IDEAlliance Database Standard, Version 11.2.0.0

The Industry Database
Standard
for Efficient Communications
Among Those Providing
List Processing, Mail
Production,
and Mail Processing Services



11.2.0.0 - Will be effective in June 2011

Copyright

Copyright 2000 – 2011 International Digital Enterprise Alliance, Inc. (“IDEAlliance”) is the “Copyright Owner” of “Mail.dat®”, the Mailing Industry Database Standard. All rights reserved by the Copyright Owner under the laws of the United States, Belgium, the European Economic Community, and all states, domestic and foreign. This document may be downloaded and copied provided that all copies retain and display the copyright and any other proprietary notices contained in this document. This document may not be sold, modified, edited, or taken out of context such that it creates a false or misleading statement or impression as to the purpose or use of the Mail.dat® specification, which is an open standard. Use of this Standard, in accord with the foregoing limited permission, shall not create for the user any rights in or to the copyright, which rights are exclusively reserved to the Copyright Owner.

IDEAlliance (formerly known as the Graphic Communications Association - GCA), the parent organization of IDEAlliance the Printing Industries of America (PIA), and the members of the Mail.dat® Working Group (collectively and individually, "Presenters") make no representations or warranties, express or implied, including, but not limited to, warranties of merchantability, fitness for a particular purpose, title, or non infringement. The presenters do not make any representation or warranty that the contents of this document are free from error, suitable for any purpose of any user, or that implementation of such contents will not infringe any third party patents, copyrights, trademarks or other rights. By making use of this document, the user assumes all risks and waives all claims against Presenters.

Disclaimer

In no event shall Presenters be liable to user (or other person) for direct, indirect, special or consequential damages arising from or related to any use of this document, including, without limitation, lost profits, business interruption, loss of programs, or other data on your information handling system even if Presenters are expressly advised of the possibility of such damages.

Use of Documents in Mail.dat® Implementations

Documents may be used as templates for a Mail.dat® implementation. The Presenters grant the right to modify and edit them to fit an actual implementation project provided all copies display the copyright and any other proprietary notices contained in this document. Such modified documents must not be distributed beyond the trading partners implementing or maintaining a Mail.dat® Specification.

Additional Copyright Information

Additional copyrights may be referenced throughout this document in the appropriate section

Mail.dat: The Standard Of Compliance

Mail.dat® is a trademark of the International Digital Enterprise Alliance, Inc. (IDEAlliance). Mail.dat®, an IDEAlliance owned mailing industry Database Standard, is recognized by the industry for mail make-up communication and accepted by the United States Postal Service for electronic mail entry documentation. Use of Mail.dat® must at all times be in full accord with the current version of the Standard. This is **Version 11.2.0.0**. Names of purchasers of Mail.dat®

are maintained by IDEAlliance in order to provide purchasers with immediate notification of any announcements, clarifications, revisions, or other important information relating to the Standard or its use. This document is copyrighted by IDEAlliance. Duplication in any form whatsoever without express written permission of IDEAlliance is unlawful and improper and can work to the disadvantage of the user, the customer, the Postal Service, and the industry.

Copyright © IDEAlliance, 2008 - 2011

1st DRAFT Printing, December 13, 2010

1st Preliminary Printing, January 12, 2011

Final Printing, January 27, 2011

ISBN: 0-933505-32-9

Mail.dat® is a registered trademark of IDEAlliance.

Mail.dat®

IDEAlliance Database Standard, Version 11.2.0.0

The Industry Database
Standard
for Efficient Communications
Among Those Providing
List Processing, Mail
Production,
and Mail Processing Services

Mail.dat®

Contents

Copyrights and Disclaimers	3	MPU / C Relationship Record	44
Mail.dat Standard of Compliance.....	4	Mailer Postage Account Record	46
Mail.dat Table of Contents	6	Component Record	48
About IDEAlliance.....	8	Container Summary Record.....	53
Mission, Commitment, Acknowledgments	9	Original Container Identification.....	67
Overview Of Multiple Files Concept	10	Intelligent Mail Range Record	69
Mail.XML® Messaging	12	Container Quantity Record	71
Requirements For File output	13	Package Quantity Record.....	78
Conformance Obligations.....	14	Walk Sequence Record	81
Using The Database.....	16	Seed Name Record.....	83
Mail.dat® 11-1 Database Design Charts.....	20	Package Label Record.....	85
11-1 Database Design Chart.....	20	IJ / Container Relationship Record	86
Mail.dat® Files - Record Layouts.....	21	Piece Barcode Record.....	.90
Header Record.....	22	Piece Detail Record.....	87
Segment Record.....	27	Special Fees/Charges Record.....	95
Mail Piece Unit Record.....	36	Manifest Individual Record	97
		Manifest Summary Record	104
		Postage Statement Record	107

Mail.dat®

Contents (continued)

Postage Adjustment Record.....	110
Special Usage Scenarios.....	113
Closing Transaction	114
Selective Binding	115
Periodicals With FC or SM Enclosure	116
Periodicals With Ride-Along Enclosure.....	119
Periodicals Ad% Basis	122
Sacks/Trays on Pallets (Parent Container).....	125
Production Required Addtl (Sibling) Containers.....	126
Container Barcode Required for Sibling Containers	128
Physical/Logical Trays and Pallets	129
Destination Entry / Entry Point Identification.....	131
Library/Media NDC Sort.....	133
Presort Bureaus -- MLOCR &	134
Custom Mail.....	134
ISAL Mail	135
“Fletters” & “Farrels”	136
Single Piece For Presort/Manifest Mail	137
Manifest Individual Pieces For Parcels.....	138
Manifesting (Summarized) Single Pieces	139
Firm Packages as Package Services Parcels	140
Canadian Preparation	141
Flat-Size Mail Presented in Trays	142

Repositionable Component	142
EMD Information	143
Bundle Association (Re-creation from Mail.dat)	144
Weight Ounce Increment Scenarios	145
Mail.dat Air box Scenario	150
Glossary Of Unique Term Usage	152
Mail.dat® 11-1 Record Layout Changes	154
Mail.dat® 09-1 Record Layout Changes	156

About IDEAlliance

IDEAlliance – International Digital Enterprise Alliance – is a not-for-profit membership organization. Its mission is to advance user-driven, cross-industry solutions for the publishing and content-related processes by developing standards, fostering business alliances, and identifying best practices. IDEAlliance has been a leader in information technology – from creation to distribution of publications, corporate communications, and technical documentation – since its founding in 1966 as the Graphic Communications Association.

In 1967 IDEAlliance founded the Mailing Systems & Services Committee, the predecessor to the current Addressing/Distribution Committee, to lead its effort in mail efficiency. The Addressing/ Distribution Committee is now known as a key innovator in the postal arena. Learn more about IDEAlliance at www.idealliance.org.

Mail.dat®

*The Industry Database Standard for Efficient Communications
Among Those Providing
List Processing, Mail Production, and Mail Processing Services*

Mail.dat® Work Group Mission & Commitment:

The Mail.dat® Work Group strives to create the optimal data standard to support implementation of any mail-related tools which seek to offer analysis and information exchange. Mail.dat® Workgroup committees also provide an environment of disciplined usage for minimal user maintenance.

IDEAlliance Mail.dat Working Group

Steering Committee

Co-Chair

Bob Schimek

Co-Chair

Wallace Vingelis

Technical Team

Bob Schimek

Peer Exchange Team

Wallace Vingelis

BCC Software

Window Book Inc

BCC Software

Window Book Inc

USPS Representative

Bob Galaher

Technical Director



Shariq Mirza

IDEAlliance Staff

David Steinhardt

IDEAlliance Associate

Mail.dat® - Overview Of Multiple Files Concept

<u>File Name</u>	<u>Required/ Choice/ Optional</u>	<u>Content</u>	<u>Logical Records Per File</u>
Header	R	“who, what and when” of this job	A single record & History records
Segment	R	identifies specific mail list supplied for this job	One or several records
Mail Piece Unit	R	a common code for set of components in a mail piece	One or several records
MPU / C Relationship	R	table showing relationship of MPUs to Components	Up to scores of records
Mailer Postage Account	R	descriptions of the mailer's permit and account information	Up to scores of records
Component	R	a description of the applicable component	Up to scores of records
Container Summary	R	quantity, weights and destination per container	Up to thousands of records
Original Container Identification	O	links new container with an original container	Up to thousands of records
IM Range File	O	piece range details	Up to millions of records
Container Quantity	R	quantity/rates per 3 or 5 digit in each container	Up to thousands of records
Package Quantity	C	quantity and destination per package	Up to tens of thousands
Walk Sequence Record	O	detail for each Walk Sequence prepared Carrier Route	Up to tens of thousands
Seed Name Record	O	detail for each Tracking Program address	Up to thousands of records
Package Label Record	O	label information for each package (Canadian only)	Up to tens of thousands
IJ / C Relation Record	O	relates containers to associated ink jet output tapes/files	Up to thousands of records
Piece Detail Record	C plus PQT	quantity, rate, weight, and destination per piece (manifest)	Up to millions of records
Piece Barcode Record	O	piece barcode details	Up to millions of records
Spcl Fees/Chrgs Record	O	special fees and charges (linked to .PDR)	Up to millions of records
 Manifest Indiv Record	C	quantity, rate, weight, and destination per piece (parcels)	Up to millions of records
 Manifest Sum Record	C	quantity, rate, weight, and destination per group (manifest)	Up to thousands of records
Postage Adjustment Record	O	technique and amount for adjustment per container	Up to thousands of records
Postage Statement Record	O	provides unique postage statement tracking capability	Up to thousands of records

R = Mail.dat® records for minimum Industry usage;

C = One (or Two) of these four files must be part of the specific Mail.dat

O = Optional, as necessary within relationship of the sender and receiver

Mail.dat® - Overview Of Multiple Files Concept (continued)

Mail.dat® is presented as a database consisting of files linked by Key Fields. There are 22 files, each with its own record type, from which recipients can extract any set of data serving their purpose. Mail.dat's potential: serving recipient's information needs efficiently and effectively while providing for all possible requests. Yet, only a limited number of the files will be used regularly.

Key Fields (see following chart) are those records within each file type that generate an additional record if any one of these fields, or combination thereof, has a change. For example, within the Container Summary file, the Job Id and Container ID fields are unique for a specific container; however, the remaining fields may be the same for two or more consecutive containers going to the same destination.

Key Fields provide linkage from one file to another. Deeper file levels require more Key Fields to insure corresponding specificity. Example: two fields define the records in the Container Summary file that belong to a Segment; however, four fields are necessary to define records in the Seed Name file belonging to a given Package Quantity record. Within each record layout, a Key field is identified with a "k".

Recognizing interacting criteria is fundamental to Mail.dat. For example, if within a single package multiple criteria vary simultaneously, then Mail.dat® may require as many Package Quantity records as there are pieces in the package. Consider 12 pieces in a package:

- 3 different Mail Piece Unit codes
- 6 subscription, 6 non-subscription
- 2 different 3-Digits (zoned).

These three interacting criteria could produce twelve combinations, each requiring a separate Package Quantity record.

Understanding Key Fields is crucial to the successful linkage and implementation of Mail.dat; therefore, any element within the data can then be retrieved and output in the most convenient format. There are several inexpensive and powerful database software programs readily available that can easily process files presented in this manner.

Mail.XML® Messaging

The focus of Mail.dat® has, and will continue to be, the full description of a mailing job and related data. The traditional Mail.dat® fixed-record specification is very well suited to conveying full and updated data. However, there are instances where full data per job is not necessary and there are also many of mail processes that encompass mail product and information from more than one Mail.dat® job. To handle these situations, the Mail.dat® Editorial Committee has established a Mail.XML specification, more geared towards transactional, near real time, and two-way conversational communication.

In November, 2004 the first version of a messaging standard was published. The Mail.XML version 1.0 (previously known as the TM Messaging Specification) was focused on transportation and drop shipment processes, allowing customers to create, update, and cancel

Appointments and appointments' content, and receive closeout data. The TM focus was also to allow business to business communication within the industry to manage the transportation functions.

Work has continued and many more business processes have been added to the Mail.XML family of messages supporting joint scheduling, container updates, co-palletization support, Cast of Characters, Postage statement, Qualification report, MailPieceCreate and update messages to name a few. Currently, the latest version of Mail.XML available for implementation is Mail.XML version 8.1. (<http://www.mailxml.org>).

In August 2010, IDEAlliance published the Mail.XML 9.0 version which is an overarching specification and for the first time has resulted in multiple pre-defined XSDs by business function, encompassing a multitude of business functions for the USPS Full-service option and for the industry to share information with each other for multiple business functions.

Please contact Angelo Anagnostopoulos, GrayHair, Chair Mail.XML® Business Team; or Shawn Baldwin, BCC Software, Chair Mail.XML® Technical Team; or Shariq Mirza, Technical Director/ IDEAlliance Associate for further information.

Mail.dat® - Requirements For File Output

Mail.dat® can summarize anything one might need to know about the presentation of a mailing; however, the fullest level of detail may not always be necessary.

The following files are the minimum required for all transmittals of Mail.dat:

Header file
Segment file
Mail Piece Unit file
MPU / C - Relationship file
Mailer Postage Account file
Component file
Container Summary file
Container Quantity file
One of: Package Quantity file (most common) or
Piece Detail file (AND the PQT) or
Piece Barcode File (AND the PQT)

This may be the set of files to be exchanged initially between facilities working on the same mailing. The following files supports more sophisticated production and/or transportation procedures.

Mail.dat® permits the elimination of hard-copy documentation and postage payment documents for the Postal Service, forms the basis for container and package tracking, facilitates ink jet production, adjusts postage, and notes special charges.

Package Quantity file: replace hard-copy documentation, facilitates co-palletization, etc.

Walk Sequence file: provide detail to verify Saturation or High Density mailings

Seed Name file: identifies package/container of seed names within the presort


Package Label file: used to generate package labels at recipient site -- Canadian only


IJ / C Relationship file: relates containers to associated ink jet output tapes/files

Piece Barcode file: used for manifest/full service mailings; if used, acts as an extension of the PQT file.

Piece Detail file: used for manifest mailings; those working with computer sort. If used, acts as an extension of the PQT file.

Special Fees/Charges file: records specific ancillary fees (linked to the .PDR and .MIR). To be only used for extra services.

 Manifest Individual file: used for actual manifest mailings;. If used, replaces CQT file.

 Manifest Summary file: used for manifest mailings; use a specific grouping technique for record data. If used, replaces CSM and CQT.

Postage Adjustment file: notes technique and reports postage adjustment per container

Postage Statement File allows for managing and tracking postage statement

Original Container file allows customers to tie or link container information between Jobs from Mail.dat and Mail.XML

Intelligent Mail Range file allows customers to provide piece ranges for a container instead of a PDR or Piece range or Piece barcode file

These last files would only need to be transmitted upon agreement between the provider and the recipient.

Mail.dat®: Conformance Obligations

The challenge of Mail.dat® conformance is one that must be met by all vendors, users, and recipients of the Mail.dat® standard. In the now distant past, there was the possibility of reverting to hardcopy, manual, or some other alternative if the Mail.dat® fields were inaccurate. That time is past!

The Mail.dat® Editorial Committee firmly asserts that conformance is a responsibility of everyone within the industry who creates, modifies, or uses Mail.dat® for the benefit of everyone within the industry who creates, modifies, or uses Mail.dat. Conformance is the appropriate use of the Mail.dat® standard structure, values, and design. Accuracy is not implicit within the basic characteristics measured by conformance, but is a desired side effect. An over-riding principle is: those who exchange data using Mail.dat® should observe the standard, all of its revisions, associated schedules, and its underlying spirit to eliminate both non-productive effort and excessive data for all end-users.

Mail.dat® conformance and accuracy can be verified on three broad levels.

1. Basic Conformance—various software engines within the industry can evaluate if the presented Mail.dat® files, and hence the authoring software, comply with the specification structure, the permitted values contained therein, and the relational aspects of Mail.dat® design. This is an evaluation of the data context.
2. PAVE Conformance—the USPS’ PAVE certification process, when using Mail.dat® as an input format, not only validates that the Mail.dat® conforms with the specification but also evaluates the accuracy with which the tested software communicates known data via the Mail.dat. This is an evaluation of test data.
3. *PostalOne!* Conformance—the USPS’ *PostalOne!* electronic data exchange platform, besides having its own conformance evaluation tool, provides the ultimate in Mail.dat® quality analysis by running parallel verification of the Mail.dat® structure/content against a

conventional set of documentation for the same mailings. This is conformance and accuracy evaluation in the day-to-day world.

Conformance Principles

1. Conformance “General” Principles

- a. Valid User License Code (A999, no space, not case sensitive)
- b. All Required files are present
- c. All File Names are valid
 - same root across file names, with appropriate extensions
- d. The User License Code is valid
- e. If compressed Files, then File Name (+ .compressed software extension) = External File Name, e.g., Filename.ZIP, Filename.RAR

2. Conformance “Content” Principles

- a. If Required, then check it (“check it” = data compliant with data definitions: “type”/ “value”/“content”; and check data such as min/max in context defined by “Class”, “Proc Category”, etc)
- b. If not Required AND blank, then okay
- c. If not Required, BUT populated, then check it

3. Conformance Relational Principles

- a. Is Key (set of Keys) Unique
- b. Do all Child Records have a Parent Record
- c. Do all Parent Records have a Child Record
- d. CPT records are not to be transmitted without associated MPU records or MPUs to be transmitted without associated CQTs.

4. Conformance Inter-Record/ Inter-Field Principles

- a. Validate DMM rules as identified by Conformance Group

There are several Conformance tools to support the industry’s interest in Conformance evaluation:

- 1. Mail.dat® Specification
- 2. The posting of valid User License Codes on Mail.dat® website
- 3. Conformance Engine available on the Mail.dat® website
- .

Please feel free to contact the Mail.dat® Steering Committee leadership if you have any questions.

Note: The USPS will not support priority mail through Mail.dat starting in January 2011. For details, see the *PostalOne!* Mail.dat Technical and PostalOne! Mail.XML Technical Guides.

Mail.dat® - Using The Database

Mail.dat® is a “communication standard” of record layouts. As such, part of its effectiveness lies in some straightforward requirements for use.

User License Code

Before any user of the IDEAlliance Mail.dat® standard can actually process and transmit, it will be necessary to acquire a User License Code from IDEAlliance. This is a unique four-position alpha/numeric code to assure exclusive identification of the provider and, therefore, assuring an exclusive identifier for files that will be exchanged. As clarification, each mailing facility within a corporation should have its own User License Code. A User License Code can be obtained by contacting the IDEAlliance: 703-837-1088 (see Order Form near last page).

PLEASE NOTE: A User License Code must begin with an alpha, be four characters long, no special characters, not case-sensitive, and no spaces.

File Naming Conventions

Regardless of the technique chosen for Mail.dat® multi-file transmission, it is necessary to accurately identify the whole and the constituent files. Therefore, the following naming conventions will apply for each Mail.dat® and the files therein:

The specific File Names consists of 8 characters plus a 3-character file-specific extension. Example: ABCD1234.hdr

File Name Components:

User License Code	pos 1 - 4:	a/n code unique to Mail.dat® licensed user (administered by IDEAlliance)		
File Set ID	pos 5 - 8:	a/n identifier designated by licensed user (mutually exclusive within the licensed user's jobs for 12 months)		
Decimal	pos 9 - 9:	decimal		
Extension	pos 10 - 12:	defined alpha extension unique to each record/file type:		
.hdr	=	header file	.cpt	= component file
.seg	=	segment file	.csm	= container summary file.
.mpu	=	mail piece unit file	.cqt	= container quantity file
.mcr	=	mpu / comp relationship file	.pdr	= piece detail file
oci	=	original container	.pbc	= piece barcode file
			.wsr	= walk sequence file
			.plr	= package label file
			.icr	= ij / c relationship file
			.mir	= manifest individual file
			.par	= postage adjustment file
			.msr	= manifest summary file
			.snr	= seed name file
			identification file	
.mpa	=	mailer's postage account file	.pqt	= package quantity file
.psr	=	postage statement record file	.sfr	= special fees file
			.imr	= intelligent mail record file

It is highly recommended that each Mail.dat® be accompanied by a transaction description. This may be hardcopy, if physically shipped, or may be as a “Clipboard” file, if transmitted electronically. If electronic, the file should be an ASCII text file. Whatever its form, the following examples show the types of information that would likely prove valuable to the recipient:

File Name: DJMC0009.hdr [etc]	Job Name: ABC Catalog - Spring; String 1
User License Code: DJMC	Job ID: LL004792
Transmitted: 10/17/05	Description: For Presort Information Only, For Verification Only
or File Name: DJMC0076.hdr [etc]	Job Name: ABC Catalog - Spring; String 1

User License Code: DJMC;
Transmitted: 10/17/05

Job ID: LL004792
Description: For Postage Payment; First Submission

As a further recommendation, if a file is transmitted or posted to a BBS, and is subsequently not-to-be-used, then the extension “.del” would be used to signify the deletion of the previously sent File Name. Example, file DJMC0009 is deleted by posting a header record of the file to be deleted with the transmittal name of “DJMC0009.del”

File Level and Record Level Updating

There are special techniques for submitting, revising, and/or deleting Mail.dat® files. Certain behaviors can occur on the full File Level (all records for a File type are to be affected simultaneously). Other behaviors can be such as to only affect individual records. File Status fields (global to the file) are in the Header Record. Record Status fields are in each non-header Record Type.

The various “----- File Status” fields in the .hdr record communicate which circumstance is represented within the supplied Mail.dat® file set.

File Status Values	Description	Permitted Record Level Values
O = Original	This is a new file, never before seen by recipient	All record level indicators must be “O”.
D = Delete	Delete the indicated file in its entirety	No new records, so no record level indicators needed.
R = Replace	Delete all previous records and full replacement	All new record level indicators are “O”.
C = Change	The updating files are record specific changes	Permitted record level indicators are “D”, “T”, and “U”.
U = Update	The updating files are record specific changes	Permitted record level indicators is “U” only.

If individual record applicable behaviors occur within files, then the following “-----Record Status” values define the affected records.

Record Status Values	Description
O = Original	An Original record, must be part of a O or R record set; ignored, if presented within a “Change” set.
D = Delete	Delete this specific record (Compare Key fields, if same, then delete).
I = Insert	Insert this specific record (Must have no comparable record by Key fields, insert into file).
U = Update	Update this specific record (Compare Key fields, if same then Update).

Only fully populated, as appropriate, records may be part of a file transmission. It is not appropriate to populate only those fields that change.

Special Field Notations or Requirements

* = An asterisk (*) in the Length Description of a Field (ex: 30*) indicates the field is required to be populated if the record type is used.

For all USPS *PostalOne!* and other system requirements, please refer to the *PostalOne!* Mail.dat Technical Guide available at <http://www.usps.com/postalone/guides.htm>

Most USPS specific definitions have been removed from the spec and so are the two asterisks (**) removed that were *PostalOne!* specific.



= A field or File marked for DELETION in the next MAJOR Mail.dat Release.

k = A “k” in the Length description of any Field (ex: 30k) indicates that the field is a Key field within the database design.

Reserve Field = A Reserve Field is for record balancing and/or for future use and is not to be populated within this Mail.dat® version.

Closing Character Field = A Closing Character Field must be populated with a “#”.

Reserve Code = A “reserve” code in any field is not to be used for any application within this version of Mail.dat.

Mail.dat® - Using The Database (continued)

Special Conformance Note

Do not validate Header History Record except for presence of the following: Job ID, Version, and whether the noted Header History Record have any Required fields that are populated with "spaces" (spaces are not permitted in Header History Records).

Data Type

The following conventions will apply for each Data Type in the respective fields as indicated, except as noted in specific record layouts.

A/N = left justified, "space" added N = right justified, left "zero" filled

If a field does not require the use of conventional values including "Other", and is not used, then a "blank" field is appropriate.

User Tips

Mail.dat® Field Sequence

Write files separately to the tape in this sequence (sequence should be used for all transmissions or exchanges of Mail.dat):

.hdr, .seg, .mpu, .mcr, .mpa, .cpt, .csm, .cqt, .pqt, .wsr, .snr, .plr, .icr, .pdr, .pbc, .sfr, .mir, .msr, .par, .imr, .oci, .psr

Write files as fixed records and fixed-length fields.

Tape Blocking Factor

Transferring Mail.dat® between different platforms can be tricky. Using labeled tapes makes it easier, but sometimes incompatibilities between operating systems makes this impossible. Therefore, in this case, the following rule is recommended:

For unlabeled tapes, block 100 records to each block.

If the resulting block exceeds 32,000 characters, then block 10 records to each block.

Note that the record count for each file is in the required Header record.

If the record count is zero, as with an optional file, it is not in the transmission and the subsequent file is next.

Line Delimiters

Mail.dat® should be created with whatever line delimiters are appropriate for the platform upon which it is being created.

For example, MS-DOS works well with both carriage returns and line feeds at the end of each line.

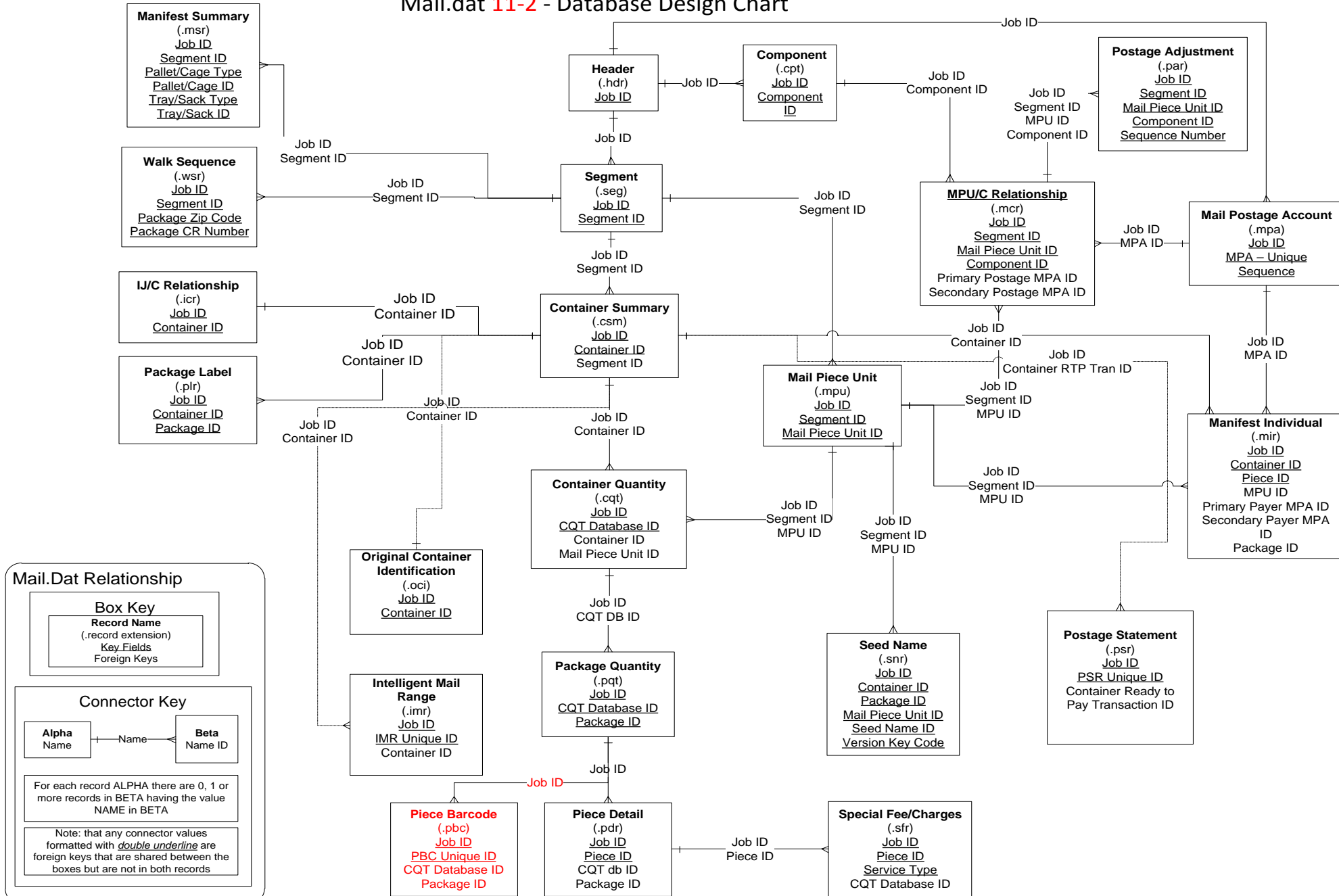
On the other hand UNIX works well with just line feeds, while IBM MVS/VSE uses a completely different method of line control.

Most file transfer utilities (FTP, etc.) on the market do the necessary conversion between different platforms as they transfer files.

You should select "ASCII", not "binary" as the transfer type. And select "add CR/LF" and "EBCDIC to ASCII" as appropriate.

THIS PAGE INTENTIONALLY LEFT BLANK

Mail.dat 11-2 - Database Design Chart



Mail.dat® 11-2 Record Layouts

HEADER RECORD - .hdr

Field Name	Position	Length	Data Type	Field Code	Descriptions
Job ID	1 - 8	8*k	A/N	HDR-1001	(Zero fill prior to the numeric, if numeric only). A Job ID (the Mail.dat® serial number) should be unique compared to all other supplied Job IDs provided by the same source. The Job ID assigned to any new Mail.dat® is also to be applied to any Historical Header Record part of that transmission; it is the Historical Job ID that retains the initial ID throughout its existence. Job IDs are user managed, but must remain unique within one User License Code.
IDEAlliance Version	9 - 12	4*	A/N	HDR-1101	11-2
Header History Sequence Number	13 - 16	4*k	N	HDR-1025	First Header created with initial iteration of this Mail.dat® = "9999", next iteration of this Mail.dat® as it is successively processed would have a Header with a History Sequence number = "9998", etc. Current Active Header would be next in the series, hence the record with the lowest History Sequence value. Header History Status field (see next) also denotes current active header.
Header History Status	17 - 17	1*	A	HDR-1148	C = Current, H = History Transmit all history records with subsequent transmissions. C = Current (this .hdr record is applicable to current transmission) H = History (this .hdr record predates and is associated with, but not specifically applicable to, current Mail.dat® transmission) All .HDR records received for a specific Mail.dat® must be forwarded with that Mail.dat, or portion thereof, if such transmission occurs. As applicable, the received Header is updated by the Mail.dat® processor with an "H" in this field as it is passed along with the new Current Active Header to next recipient.

HEADER RECORD, continued

Field Name	Position	Length	Data Type	Field Code	Descriptions
Historical Job ID	18 - 25	8*	A/N	HDR-1153	(zero fill prior to numeric, if numeric only). Populated with the applicable Job ID by party creating the "currently active" Header. Successive processors do not disturb this field. Successive processors will only change the Header History Status field in this record from "C" to "H".
Licensed User's Job Number	26 - 50	25	A/N	HDR-1102	The Licensed User's (who created this iteration of Mail.dat) internal Job Number
Job Name/Title & Issue	51 - 80	30*	A/N	HDR-1103	Applicable Job, Title-Issue, Campaign Name, or description
File Source	81 - 110	30*	A/N	HDR-1104	Name of the originator supplying the files
User License Code	111 - 114	4	A/N	HDR-1105	ULC of party creating this iteration of Mail.dat Must - begin with an alpha, be four characters, have no spaces, have no special characters, not be case sensitive
Contact Name	115 - 144	30*	A/N	HDR-1106	Ex: John Smith. Name of individual for contact support at originator of this file
Contact Telephone Number	145 - 154	10*	A/N	HDR-1107	Phone of individual listed in Contact Name (ex: 9999999999) Ex: 9999999999
Date Prepared	155 - 162	8*	N	HDR-1108	YYYYMMDD (cannot be all zeros) . Date originator transmitted this file
Time Prepared	163 - 167	5*	A/N	HDR-1109	HH:MM (Ex: 18:12). Time of Day originator transmitted this file (ex 19:34)
Segmenting Criteria	168 - 227	60*	A/N	HDR-1110	Describe String, List, Mail-stream Characteristics
Segment Record Count	228 - 233	6*	N	HDR-1111	The number of Segment records in this Mail.dat. Transmitting multiple Segments within one Mail.dat® is an expected behavior within this specification

HEADER RECORD, continued

Field Name	Position	Length	Data Type	Field Code	Descriptions
Segment File Status	234 - 234	1*	A/N	HDR-1112	O = Original, D = Delete Entire File, R = Replace Entire File, C = Change Individual Records, N = None Transmitted, U = Update individual Records In this field, and all following Status fields, "O", "D", "R" and "N" describe action upon an entire file. "C" and "U" indicate that only individual records are modified.
Mail Piece Unit Record Count	235 - 240	6*	N	HDR-1113	The number of Mail Piece Unit records in this Mail.dat
Mail Piece Unit File Status	241 - 241	1*	A/N	HDR-1114	O, D, R, N, C, U
MPU / C Relationship Record Count	242 - 247	6*	N	HDR-1115	The number of MPU / C Relationship records in this Mail.dat
MPU / C Relationship File Status	248 - 248	1*	A/N	HDR-1116	O, D, R, N, C, U
Mailer Postage Account Record Count	249 - 254	6*	N	HDR-1158	The number of Mailer's Postage Account records in this Mail.dat
Mailer Postage Account File Status	255 - 255	1*	A/N	HDR-1159	O, D, R, N, C, U
Component Record Count	256 - 261	6*	N	HDR-1118	The number of Component records in this Mail.dat
Component File Status	262 - 262	1*	A/N	HDR-1119	O, D, R, N, C, U
Container Summary Record Count	263 - 268	6*	N	HDR-1120	The number of Container Summary records in this Mail.dat
Container Summary File Status	269 - 269	1*	A/N	HDR-1121	O, D, R, N, C, U
Container Quantity Record Count	270 - 277	8*	N	HDR-1126	The number of Container Quantity records in this Mail.dat
Container Quantity File Status	278 - 278	1*	A/N	HDR-1127	O, D, R, N, C, U
Package Quantity Record Count	279 - 286	8*	N	HDR-1128	The number of Package Quantity records in this Mail.dat
Package Quantity File Status	287 - 287	1*	A/N	HDR-1129	O, D, R, N, C, U
Walk Sequence Record Count	288 - 295	8*	N	HDR-1130	The number of Walk Sequence records in this Mail.dat
Walk Sequence File Status	296 - 296	1*	A/N	HDR-1131	O, D, R, N, C, U
Seed Name Record Count	297 - 304	8*	N	HDR-1132	The number of Seed Name records in this Mail.dat

HEADER RECORD, continued

Field Name	Position	Length	Data Type	Field Code	Descriptions
Seed Name File Status	305 - 305	1*	A/N	HDR-1133	O, D, R, N, C, U
Package Label Record Count	306 - 313	8*	N	HDR-1134	The number of Package Label records in this Mail.dat
Package Label File Status	314 - 314	1*	A/N	HDR-1135	O, D, R, N, C, U
IJ / C Relationship Record Count	315 - 322	8*	N	HDR-1136	The number of Ink Jet/Container Relationship records in this Mail.dat
IJ / C Relationship File Status	323 - 323	1*	A/N	HDR-1137	O, D, R, N, C, U
Piece Detail Record Count	324 - 333	10 *	N	HDR-1138	The number of Piece Detail records in this Mail.dat
Piece Detail File Status	334 - 334	1 *	A/N	HDR-1139	O, D, R, N, C, U
Piece Barcode Record Count	335 - 344	10 *	N	HDR-1138	The number of Piece barcode records in this Mail.dat
Piece Barcode File Status	345 - 345	1 *	A/N	HDR-1139	O, D, R, N, C, U
Special Fee/Charge Record Count	346 - 355	10 *	N	HDR-1140	The number of Special Fees/Charges records in this Mail.dat
Special Fee/Charge File Status	356 - 356	1 *	A/N	HDR-1141	O, D, R, N, C, U
Manifest Individual Record Count	357 - 366	10 *	N	HDR-1142	The number of Manifest Individual records in this Mail.dat
Manifest Individual File Status	367 - 367	1 *	A/N	HDR-1143	O, D, R, N, C, U
Manifest Summary Record Count	368 - 377	10 *	N	HDR-1144	The number of Manifest Summary records in this Mail.dat
Manifest Summary File Status	378 - 378	1 *	A/N	HDR-1145	O, D, R, N, C, U
Postage Adjustment Record Count	379 - 384	6 *	N	HDR-1146	The number of Postage Adjustment records in this Mail.dat
Postage Adjustment File Status	385 - 385	1 *	A/N	HDR-1147	O, D, R, N, C, U
Postage Statement Record Count	386 - 391	6*	N	HDR-1168	The number of Postage Statement Records in this Mail.dat
Postage Statement File Status	392 - 392	1*	A/N	HDR-1169	O, D, R, N, C, U
Intelligent Mail Range Record Count	393 - 402	10*	N	HDR-1170	The number of Intelligent mail Records in this Mail.dat
Intelligent Mail Range File Status	403 - 403	1*	A/N	HDR-1171	O, D, R, N, C, U

HEADER RECORD, continued

Field Name	Position	Length	Data Type	Field Code	Descriptions
Original Container Identification Record Count	404 - 409	6*	N	HDR-1172	The number of original Container Information Records in this Mail.dat
Original Container Identification File Status	410 - 410	1*	A/N	HDR-1173	O, D, R, N, C, U
Mail.dat Presentation Category	411 - 411	1*	A/N	HDR-1154	P = Conventional Presort; M = MLOCR; I = Manifest Individual; S = Manifest Summary N = Single Piece
Original Software Vendor Name	412 - 441	30*	A/N	HDR-1174	Originator company name of this Mail.dat
Original Software Products Name	442 - 471	30*	A/N	HDR-1175	Originator product name of this Mail.dat
Original Software Version	472 - 481	10*	A/N	HDR-1176	Originator software version of this Mail.dat
Original Software Vendor's Email	482 - 541	60*	A/N	HDR-1177	Originator software company email address
Mail.dat Software Vendor Name	542 - 571	30*	A/N	HDR-1150	Required, may be name of in-house proprietary software. Name of author of software creating the Mail.dat® as appended to this respective .hdr record. This may be the name of the transmitting agent, if they wrote their own proprietary "home-grown" software.
Mail.dat Software Product's Name	572 - 601	30*	A/N	HDR-1155	Name of product creating this Header and applicable data in associated records
Mail.dat Software Version	602 - 611	10*	A/N	HDR-1151	Version of the software creating the transmitted Mail.dat
Mail.dat Software Vendor's Email	612 - 671	60*	A/N	HDR-1156	Email address of party creating product named above
Licensed User's Email	672 - 731	60*	A/N	HDR-1157	Email address of who created this iteration of Mail.dat
Event Manager Audit Code	732 - 732	1	A/N	HDR-1161	(Canadian Only)
Software Vendor's ZAP Option	733 - 733	1	N	HDR-1162	Vendor's USPS ZAP Certification Level
Zone Matrix Date	734 - 741	8	N	HDR-1160	YYYYMMDD
User Option Field	742 - 1999	1258	A/N	HDR-1152	Available for custom data for unique user application. Not to be used for communication between parties, specifically for user usage.
Closing Character	2000 - 2000	1*		HDR-9999	Must be "#" sign

SEGMENT RECORD - .seg

Field Name	Positions	Length	Data Type	Field Code	Description
Job ID	1 - 8	8*k	A/N	SEG-1001	(zero fill prior to numeric, if numeric only). See definition of Job ID under Header Job Id
Segment ID	9 - 12	4*k	A/N	SEG-1002	<p>(zero fill prior to numeric, if numeric only) In the event of multiple presorts supplied under common Job ID, the Segment ID must differentiate each subordinate presorts from the others.</p> <p>A Segment is a mailing facility production run within a job. Therefore, the Segment ID is a code representing a version, string, list, etc. In general, the fewer the segments within a Mail.dat® the better. It is only appropriate to create a unique segment when it is needed to separate part of a mailing for different processing. For instance, a portion of a mailing might need to have an invoice attached in an off-line operation, or the bulk copies of a Periodical might need to be prepared in cartons. Another example might be different versions of a catalog, which cannot be produced, in a selective binding process. In such cases, individual segments could be appropriate.</p> <p>Segmenting should not be used to differentiate among entry points unless they will need to be processed in some fundamentally different fashion. Similarly, segmentation should not be used to create reporting categories from information that is otherwise available in the Mail.dat. A good example of proper Segmentation would be one segment for domestic mail and one segment for USPS International, not a separate Segment for each entry point.</p>

SEGMENT RECORD, continued

Field Name	Positions	Length	Data Type	Field Code	Description
Segment Description	13 - 72	60 *	A/N	SEG-1101	Segmentation should be at single mail stream level, (not higher or lower specific hierarchy). Describe string, list, mail-stream characteristics which this particular set of names exhibits. Example for a single list Segment: Spring - Remail, prospects, \$10 Off Example of a selective bind Segment: Spring - Remail, all versions
Class Defining Preparation	73 - 73	1*	A/N	SEG-1102	This is the USPS Class that will define preparation criteria as well as postage rates for pieces within this Mail.dat. Although generally obvious, this needs to be specified especially for such instances as: Periodicals with Standard Mail Enclosure and Periodicals with First Class Enclosure. 1 = First Class 4 = Pkg Services V = Value Post 2 = Periodicals 6 = Std/Periodicals Co-Mailings 9 = Other P = Pub Rate 3 = Std Mail T = AdMail X = Alt Del <i>International:</i> A = Airmail B = SAL/ISAL C = Surface D = Priority
Principal Processing Category	74 - 75	2*	A/N	SEG-1103	This label describes the physical processing category for which the mail piece LT = Letter MP = Machinable Parcel FL = Flat IR = Irregular Parcel CD = Card PF = Parcel, First Class OS = Outside Parcel MM = Manifest; Multiple Categories CM = Custom Mail NA = NFM with pc weights < 6 oz NB = NFM with pc weights ≥ 6 oz NP = Non Machinable Parcels <i>International:</i> UA, UL, UM, UR

SEGMENT RECORD, continued

Field Name	Positions	Length	Data Type	Field Code	Description
Standard Mail Sacking Criteria					
Basic – ECR	76 – 77	2	A/N	SEG-1104 / SEG-1105 / SEG-1106	Either 125 pieces or 15 pounds is to be the minimum for CR, 3/5 or Basic sacking in Standard Mail (A). Both would be used if a selective bind mailing has non-identical pieces produced in which some piece weights need the 125 piece basis and others need the 15 pound basis; therefore, the mailing's presort would be gauged by using 125 piece or the 15 pounds as suited the mix of pieces in each sack prepared. The following values may be used in any of the three applicable fields.
3-Digit or 5-Digit	78 – 79	2	A/N		
Basic	80 – 81	2	A/N		
Package Service, Media Mail and Library Mail Sacking Criteria					
CR	76 – 77	2	A/N		<p>Either piece count or 20 pounds is the minimum for sacking in Package Services. A combination of the two may be used if a mailing has non-identical pieces produced within which respective pieces are sorted based upon the differing criteria The following values may be used in any of the three applicable fields.</p> <p>PC = Piece Count, TP = Weight, PT = PC & TP Criteria: PC = Piece Count, TP = Weight, PT = Piece Count & 20 Pounds</p>
3-Digit or 5-Digit	78 – 79	2	A/N		
Basic	80 – 81	2	A/N		
Substituted Container Prep	82 – 82	1	A/N	SEG-1110	<p>S = Sacks for trays T = Trays for Sacks</p> <p>This field notes if, for production reasons, an alternate container is used for the preparation and submission of the mailing; such as, sacking an automated Letter. (See Scenario)</p>
Periodicals Newspaper Treatment	83 – 83	1	A/N	SEG-1111	<p>Y = Yes N = No</p> <p>This field notes if the Periodicals publication is eligible for "Newspaper" handling.</p>

SEGMENT RECORD, continued

Field Name	Positions	Length	Data Type	Field Code	Description
Logical/Physical CONTAINER Indicator	84 – 84	1*	A/N	SEG-1112	L = Logical Container P = Physical Container This field indicates whether the Container record within the Mail.dat® presents logical or physical containers. A logical container would be one record representing the 1080 pieces that are all going to the same Five Digit. If presented as physical containers, those same 1080 pieces might be presented as five records; representing 250, 250, 250, 250 and 80 pieces, respectively. A Logical Container will likely only be reported by Barcode Sorting Presort Facilities that do not document actual containers. This field is required.
Log/Phy PACKAGE Indicator	85 – 85	1*	A/N	SEG-1113	L = Logical Package P = Physical Package This field indicates whether the package record within the Mail.dat® presents logical or physical packages. A logical package would be one record representing the 108 pieces that are all going to the same carrier route. If presented as physical packages those same 108 pieces might be presented as five records; representing 25, 25, 25, 17 and 16 pieces, respectively. This field is required, and must be completed even if the Package Quantity records are not being transmitted for the particular Mail.dat.
Production Set-up Code	86 – 97	12	A/N	SEG-1115	Mailing Facility Set-up Code User field for transmitting mailing facility set-up codes
LOT Database Date	98 – 105	8*	N	SEG-1116	YYYYMMDD (cannot be all zeros) Date of LOT database. This field only to be populated if LOT step done in presort step. “00010101” will be the “non-value” if no date available. Must have a valid date for automation and/or carrier route mail, otherwise populate with default value “00010101”. Use of non-value may jeopardize rate eligibility. In case of multiple dates, use the oldest date.
Sibling Container Mailing	106 – 106	1	A/N	SEG-1117	Y = Yes, Blank = Other (Please see Scenario)
Verification Facility Name	107 – 136	30	A/N	SEG-1118	Name of Mailing Facility where verification occurs
Verification Facility ZIP+4	137 – 145	9	N	SEG-1119	ZIP+4 of Mailing Facility where verification occurs

SEGMENT RECORD, continued

Field Name	Positions	Length	Data Type	Field Code	Description
Confirm Indicator	146 – 146	1	A/N	SEG-1120	S = Static, N = Variable in SNR, P = Variable in PDR, R = Variable in MIR
Static Planet Code	147 – 161	15	A/N	SEG-1121	To be populated if an “S” is present in Confirm Indicator field. If specifying an 11-digit barcode, then leave the last 2 bytes blank. If not specified, then leave entire field blank. Mailers who create IM™ barcodes for Service Performance Measurement using OneCode Confirm™ can use the 15 byte field to denote Mailer ID + Serial Number combination for tracking purposes. Left justify, space added. Only to be populated if "S" in Confirm Indicator field EMD, the sole purpose of this field, only requires 15 bytes numeric, not including the Check Digit.
L.O.T. Direction Indicator	162 – 162	1	A/N	SEG-1122	F = Forward R = Reverse
Barcode Verifier Indicator	163 – 163	1	A/N	SEG-1123	Y = Yes N = No (MLOCR indicator)
Package Services Packaging Criteria	164 – 165	2	A/N	SEG-1128	PC = Piece PD = Pound CB = Both
Automation Coding Date	166 – 173	8*	N	SEG-1129	YYYYMMDD (cannot be all zeros) “00010101” will be the “non-value” if no date available. Must have a valid date for automation and/or carrier route mail, otherwise populate with default value “00010101”. Use of non-value may jeopardize rate eligibility. In case of multiple dates, use the oldest date.
Carrier Route Coding Date	174 – 181	8*	N	SEG-1130	see previous field
Carrier Route Sequencing Date	182 – 189	8*	N	SEG-1131	see previous field

SEGMENT RECORD, continued

Field Name	Positions	Length	Data Type	Field Code	Description
EMD Barcode Indicator	190 – 190	1	A/N	SEG-1132	M = Mailing, S = Shipment, P = Package Please note: an EMD extract will not be created by simply populating this field with “M”, “S”, or “P”. For an EMD to be generated from a Mail.dat, certain requirements must be met. Please contact the USPS National Customer Support Center (NCSC) regarding Entry Information via email at entryinf@email.usps.gov for further information.
EMD Mailing-Generic Package Barcode	191 – 210	20	A/N	SEG-1133	Barcode that will be on all Pieces if EMD Barcode Indicator is "M" (barcode applicable for all pieces)
Move Update Date	211 – 218	8	N	SEG-1134	Oldest date on which any portion of the mail file represented by this Segment was updated in accord with Move Update policy. YYYYMMDD (cannot be all zeros)
PDR Population Status	219 – 219	1	A/N	SEG-1135	P = Partial F = Full Indicates if <u>all</u> (Full) records <u>OR</u> only a <u>portion</u> (Partial) of possible records are represented within PDR file
Detached Address Label Indicator	220 – 220	1	A/N	SEG-1136	Y = Yes No, Not Applicable = Blank
Requested Presort Verification Completion Date	221 – 228	8	N	SEG-1137	YYYYMMDD (cannot be all zeros) YYYYMMDD – Periodicals enhancement
Requested Piece Weight Verification Completion Date	229 – 236	8	N	SEG-1138	YYYYMMDD (cannot be all zeros) YYYYMMDD – Periodicals enhancement
Mailing Agreement Type	237 – 237	1	A/N	SEG-1139	A = Alternate Mailing System B = Optional Procedure C = Manifest Mailing D = Value Added E = Combined Mail F = Combined and Value Added

SEGMENT RECORD, continued

Field Name	Positions	Length	Data Type	Field Code	Description
eDoc Sender CRID	238 – 247	10	A/N	SEG-1140	This USPS-assigned id, CRID, will be used by the USPS to uniquely identify the submitter of electronic documentation to the <i>PostalOne!</i> system. This field will be used to identify a new business role, called the eDoc submitter, which may be different from the mail preparer, mail owner, and scheduler roles.
Container and Bundle Charge Method	248 – 248	1*	N	SEG-1141	This field identifies how to calculate periodical charges. 1 – Charge all to a 3 rd party 2 – Charge all to one of the publications 3 – proportion by copies to each of the publications 0 – no publications in the mailing
MPA ID for Container and Bundle Charge Method	249 – 258	10	A/N	SEG-1142	MPA Identifier that will be used to allocate the container and bundle charges for the segment if ALL containers and/or bundles are charged to a single payer. (zero fill prior to numeric, if numeric only). Note: This value should only be entered if the ‘Container and Bundle Charge Method’ is 1 or 2 Unique identifier for the respective MPA within an MPU. Establishes the set of MPU copies on one Postage Statement
Presentation Category	259 – 259	1	A/N	SEG-1143	This field is to be used for MLOCR processing. P = MLOCR/BCS One Pass Finalization Mailing – Planned A = MLOCR/BCS One Pass Finalization Mailing – Actual Note (1): The need for this exists because: 1. There are two Qualification reports for the same mailing a. One for the planned mailing that is put together prior to running on MLOCR 2. One for the actual mailing after it is run
Less Than a Presort Segment Presentation	260 - 260	1	A/N	SEG-1145	Identifies Full or Partial Y = Partial; N = Full Presort This field identifies Full or partial presort segment presentation

SEGMENT RECORD, continued

Field Name	Positions	Length	Data Type	Field Code	Description
Full-Service Participation Indicator	261 - 261	1	A/N	SEG-1146	<p>Valid values are F or M or Blank</p> <p>Blank = None</p> <p>M = Mixed (Basic and Full Mixed)</p> <p>Mail Owners/Mailing Agents will be required to use the Intelligent Mail® barcode on their letter and flat mail pieces in place of the POSTNET® barcode. At a minimum, this barcode will include the same delivery point information that is included in the POSTNET® barcode today, an assigned Mailer ID, the class of mail, and optional endorsement line (OEL) information, if an OEL is printed on the mail piece. Mail Owners/Mailing Agents using pressure sensitive bar-coded presort labels will not be required to include this information in the Intelligent Mail® barcode. For Basic-option the Mail Owners/Agents do not need to provide piece detail electronic information.</p> <p>F = Full Service Option</p> <p>Under the Full Service option, Mail Owners/Mailing Agents will be required to apply Intelligent Mail® barcodes on their letter and flat mail pieces, trays and sacks, and other containers. Mailers will also be required to submit their postage statements and mailing documentation electronically. For drop-ship mailings and all origin-entered mail verified at a detached mail unit (DMU), Mail Owners/Mailing Agents will be required to schedule electronic appointments using the Facility Access and Shipment Tracking (FAST) system.</p>

SEGMENT RECORD, continued

Field Name	Positions	Length	Data Type	Field Code	Description
Move Update Method	262 - 262	1	N	SEG-1147	<p>This field is used to identify Move Update method at the postage statement level.</p> <p>0 = None</p> <p>1 = ACS</p> <p>2 = NCOA^{Link}</p> <p>3 = FAST Forward</p> <p>4 = Mailer Move Update Process Certification/Alternative method(99% rule, legal restraint, 100% newly acquired from addressee)</p> <p>5 = Ancillary Service Endorsements</p> <p>6 = Multiple</p> <p>7 = Simplified/Occupant/Exceptional/Alternative Address Format - No move update method needed for this code</p> <p>8 = OneCode ACSTM</p>
Delivery Statistics File Date	263 – 270	8*	N	SEG-1150	<p>Required - YYYYMMDD (cannot be all zeros)</p> <p>“00010101” will be the “non-value” if no date available.</p> <p>Must have a valid date for automation and/or carrier route mail, otherwise populate with default value “00010101”. Use of non-value may jeopardize rate eligibility. Date when the Delivery Statistics file was used for reporting on the postage statements. In the case of multiple delivery statistics file dates, the oldest date should be used for populating this field.</p>
User Option Field	271 - 290	20	A/N	SEG- 1126	Available for custom data for unique user application. Not to be used for communication between parties, specifically for user usage
SEG Record Status	291 – 291	1*	A/N	SEG-2000	<p>O, D, I, U</p> <p>O = Original, D = Delete record, if same Keys, I = Insert record, if not match previous Keys, U = Update with this record, if match to Keys</p>
Reserve	292 - 391	100	A/N	SEG-1127	
Closing Character	392 - 392	1*		SEG-9999	Must be "#" sign

MAIL PIECE UNIT RECORD - .mpu

Field Name	Positions	Length	Data Type	Field Code	Description
Job ID	1 - 8	8 *k	A/N	MPU-1001	(zero fill prior to numeric, if numeric only). See Header file's Job ID definition.
Segment ID	9 - 12	4 *k	A/N	MPU-1002	(zero fill prior to numeric, if numeric only). See Segment file's Segment ID definition.
Mail Piece Unit ID	13 - 17	5 *k	A/N	MPU-1003	(zero fill prior to numeric, if numeric only) Must have some value, even if single edition. This ID will be used by the computer controlled equipment at the mailing facility to manufacture the specific binding parts for this make-up within this particular mailing. Any Mail Piece Unit exists within a specific Segment. Therefore, Segment/MPU is mutually exclusive. MPU alone is not unique.
Mail Piece Unit Name	18 - 29	12*	A/N	MPU-1101	<p>The name used to identify a specific marketing version within a list, bind and distribution environment. This name may be on-going as a description from issue to issue, as opposed to the job to job alpha and/or numeric Selective Bind Code that will control the binding machine.</p> <p>The Mail Piece Unit Name, more traditionally in Periodicals, may be a "meaningful" identifier; such as <i>S-S NW Metro</i>. Whether in Periodicals or other classes, the MPU Name field is a defined location where downstream users can find the MPU's meaningful Name for this job, regardless of the arbitrary MPU ID. If, as may often be the case in non-Periodical, there is no benefit derived from "special naming", then the Book Make-up Name can be the same as the MPU ID. The MPU Name will be the source for mail owner's name on Postage Payment forms or their electronic equivalents.</p> <p><u>Mail Piece Unit name -- suggested convention for carrying the identity of the base book</u> <u>_MPU Name Field:</u>"Exxxxxxx_BRO" -- -- "E" (hard coded) stands for edition; -- "xxxxxxx" (only as many as necessary) represents base book edition; -- "_" (underline) separates edition & suffix; -- "B"/"R"/"O" (solo or BO or RO) B = Bill, R = Renewal, O= Other H = Periodicals Ride-Along -- examples: "E9711COM_B" or "E1997S_O" or "E01_RO"</p>

MAIL PIECE UNIT RECORD,
continued

Field Name	Positions	Length	Data Type	Field Code	Description
Mail Piece Unit Description	30 - 59	30	A/N	MPU-1102	<p>This is a unique name or code for each specific version being created within this mailing. However, as a differentiation from the Mail Piece Unit Name, this may be a meaningful descriptor of a broader significance than just this mailing. Therefore, this field is an opportunity to have absolute, as well as of relative, information in this record. This offers information for enhanced quality assurance and reduced error.</p> <p>For example: A periodical has a "Metro Northwest Superspot" edition that is run every issue. Therefore, the Mail Piece Unit ID to drive the machine in the bindery might be "B" for one issue and "Q" a month later.</p> <p>However, the Mail Piece Unit Name would always be "S-S NW Metro" and the Mail Piece Unit Description would always be "Metro Northwest Superspot"</p> <p>A 3C campaign may not have repeating market target names; or they may. So, the Mail Piece Unit IDs for a mailing may be "A", "B", and "C". For that campaign, the MPU Descriptions may be "A", "B", and "C.", or the MPU Descriptions could be "RHF", "RHS", and "RHT", if those were meaningful codes carrying over from one job to another.</p> <p>The originator of the Mail.dat® file, as agreed by receiving mailing facilities, can choose to the finest level of detail in the preceding two fields or simply clone that which is in the Mail Piece Unit ID field.</p>
Mail Piece Unit - Weight	60 - 65	6*	N	MPU-1103	<p>Weight of a copy</p> <p>99v9999; pounds, rounded (decimal point implied)</p> <p>Presort Facilities default to 1 ounce, if Metered Mail</p>
MPU - Weight: Source	66 - 66	1	A/N	MPU-1104	<p>Source of Piece Weight</p> <p>A = Agent (real-time), C = Calculated (formula)</p> <p>P = Postal (clerk), L = Logical (implied from rate)</p>

MAIL PIECE UNIT RECORD,
continued

Field Name	Positions	Length	Data Type	Field Code	Description
MPU - Weight: Status	67 - 67	1*	A/N	MPU-1105	Status of weight data N = None Given, P = Pending, F = Final, M = Man Wt (function of Rate, not actual)
Mail Piece Unit - Length	68 - 74	7	N	MPU-1106	Length of a copy 999v9999; inches, rounded (decimal point implied)
Mail Piece Unit - Width	75 - 80	6	N	MPU-1107	Width of a copy 99v9999; inches, rounded (decimal point implied)
Mail Piece Unit - Thickness	81 - 86	6	N	MPU-1108	Thickness of a copy 99v9999; inches (decimal point implied)
Mail Piece Unit - Class	87 - 87	1*	A/N	MPU-1111	The Postal Class of this Mail Piece Unit within Mail.dat. 1 = First Class 2 = Periodicals 3 = Std Mail 4 = Pkg Services 5 = Per Pending 9 = Other V = Value Post T = AdMail X = Alt Del P = Pub Rate <i>International:</i> <i>A = Airmail</i> <i>B = SAL/ISAL</i> <i>C = Surface</i> <i>D = Priority</i>

MAIL PIECE UNIT RECORD,
continued

Field Name	Positions	Length	Data Type	Field Code	Description
Mail Piece Unit - Rate Type	88 - 89	2*	A/N	MPU-1112	<p>The special rate type that applies to this Mail Piece Unit</p> <p>R = Regular (US/MEX/CAN) N = Nonprofit L = Library</p> <p>S = Science of Agriculture C = Classroom P = Parcel Post</p> <p>B = Bound Printed Matter A = Alt Delivery F = Media</p> <p>T = Priority E = Priority Mail Flat (fixed) - Rate Envelope</p> <p>D = Parcel Select G = Priority Mail Flat (fixed) – Rate Box</p> <p>X = Other J = Priority Mail Flat – Large Box</p> <p>O = Priority Mail Small Flat-Rate Box</p> <p>K = Priority Mail Flat – Large Box APO/FPO</p> <p>W = Science of Agriculture Limited Circulation</p> <p>Y = Regular Limited Circulation</p> <p><i>International: 1 = UA, 2 = UL, 3 = UM, 4 = UR</i></p> <p><i>(Letters – AO) (Letters – LC) (Letters – M) (Letters- Registered)</i></p>
Rate Schedule	90 - 90	1	A/N	MPU-1128	<p>BLANK = Not Applicable or Commercial Base;</p> <p>P = Commercial Plus; N = Negotiated; R = Retail.</p>

MAIL PIECE UNIT RECORD,
continued

Field Name	Positions	Length	Data Type	Field Code	Description			
Mail Piece Unit - Processing Category	91 - 92	2*	A/N	MPU-1113	The processing category for which this Mail Piece Unit is eligible. LT = Letter FL = Flat CD = Card MP = Machinable Parcel IR = Irregular Parcel OS = Outside Parcel PF = Parcel, First Class CM = Custom Mail NA = NFM with piece weight < 6oz NB = NFM with piece weight ≥ 6 oz NP = Non Machinable Parcels .			
					International:			
					(If Rate Type: UA)	(If Rate Type: UL)	(If Rate Type: UM)	(If Rate Type: UR)
					AA = Regular Printed Matter	LA = Letters	AF = M Bag, Regular	AB = Prid Mtrr, Regis.
					AC = Books & Sheet Music	LB = Cards	AG = M Bag, Small Packets	LD = Letters, Regis.
					AD = Publisher's Periodicals	LC = Aerogrammes	AH = M Bag, Sml Pkts, Regis	LM = Ltr Pack, Regis
					AE = Pub Peridcls To Canada	LE = IPA - Direct Sack	AI = M Bag, ISAL	
					AJ = ValuePost	LF = IPA - Country Bundles	SF = M Bag, Regular	
					AK = ISAL, Direct	LG = IPA - Non-sorted	SG = M Bag, Small Packets	
					AL = ISAL, Gateway	LH = Letter Packets	SH = M Bag, Sml Pkts, Registered	
					AM = ISAL, Regular	LI = GPM - Flat Rate		
						LJ = GPM - Variable Rate		
						LL = Bulk Ltrs To Canada		

MAIL PIECE UNIT RECORD,
continued

Field Name	Positions	Length	Data Type	Field Code	Description
Country	93 - 95	3*	A/N	MPU-1114	<p>The country of the postal system where this is to be entered. Left Justify; Space Added: Country of the Postal System where <u>the mailing is to be inducted</u>. US = USA CA = Canada MX = Mexico FOR = Foreign Periodical Foreign Mail : use ISO3166 (2 position alpha) <i>Int'l: use ISO3166 (2 position alpha Country Code)</i> Periodical Foreign Mail and <i>International</i> use ISO3166 standard; the 2 position alpha Country Code values as applicable for Periodical Foreign Mail and <i>International</i>; available from IDEAlliance.</p>
MPU Surcharge	96 - 96	1*	A/N	MPU-1115	<p>Surcharges applicable to the this MPU: N = Not Oversized O = Single PC Non-Std Surcharge P = Balloon Surcharge Q = Residual Shape Surcharge R = Non-Mach Surcharge S = Presort Non-Std Surcharge D = Dim Weight 1 = Parcel > 84" ≤ 108" 2 = Parcel > 108" ≤ 130" Regarding Machinability; a single MPU will be used to describe the nature of the mail piece: - The MPU - Surcharge field to indicate overall nature of the piece's physical characteristics. - The CSM - Machinable Mail Piece field indicates surcharge as applicable to respective container and need for Machinable or Manual on respective container label. - Two MPUs (and associated CPTs) may be necessary to communicate a mailing, not just CPTs</p>

MAIL PIECE UNIT RECORD,
continued

Field Name	Positions	Length	Data Type	Field Code	Description
Co-Palletization Code	97 - 98	2*	A/N	MPU-1116	Used to differentiate carrier route mail going to the same ZIP and Route that was coded and presorted independently, to allow association with a subset of the Walk Sequence Records (*.wsr). For Co-palletization, it creates an efficient means to differentiate each of the possible job and sub-job entities within a co-palletization set-up. Can also be used to differentiate between simplified and non-simplified addressed pieces when combined in the same job. Populate with "01" for jobs where this additional level of detail is not needed.
Five Digit Scheme Database Date	99 - 106	8	N	MPU-1117	The date on which the USPS file, used to code this MPU's addresses, was published. YYYYMMDD (cannot be all zeros)
Sibling Container Mailing	107 - 107	1	A/N	MPU-1120	Y = Yes, Blank = Other
Confirm Subscriber ID	108 - 112	5	N	MPU-1122	Numeric code representing industry party engaged in Confirm program
Flat Machinability	113 - 113	1	A/N	MPU-1123	Y = Machinable on ASFM 100 U = Machinable on USFM 1000 N = Not Machinable Blank = not applicable: processing category is not a flat (FL)
Pre-Denominated Amount	114 - 118	5	N	MPU-1124	9999v9 cents (decimal implied)
Postage Affixed Type	119 - 119	1	A/N	MPU-1125	S = Stamp M = Meter
Bulk Insurance	120 - 120	1	A/N	MPU-1127	Y = Yes, N = No, O = Other
Postal Price Incentive ID	121 - 130	10	A/N	MPU-1130	A USPS provided ID for incentive identification
Postal Price Incentive type	131 - 132	2	A/N	MPU-1131	A USPS provided type for incentive identification - For future usage
Standard Parcel Type	133 - 133	1	A/N	MPU-1132	M = Marketing and F = Fulfillment
Standard Flat Type	134 - 134	1	A/N	MPU-1133	C = Catalog and N = Not a Catalog
User Option Field	135 - 154	20	A/N	MPU-1129	Available for custom data for unique user application. Not to be used for communication between parties, specifically for user usage

MAIL PIECE UNIT RECORD,
continued

Field Name	Positions	Length	Data Type	Field Code	Description
MPU Record Status	155 - 155	1*	A/N	MPU-2000	O, D, I, U O = Original, D = Delete, I = Insert, U = Update
Reserve	156 - 223	68	A/N	MPU-1121	
Closing Character	224 - 224	1*		MPU-9999	Must be "#" sign

MPU / C - RELATIONSHIP RECORD - .mcr

Field Name	Positions	Length	Data Type	Field Code	Description
Job ID	1 - 8	8*k	A/N	MCR-1001	(zero fill prior to numeric, if numeric only). See Header File's Job ID definition.
Segment ID	9 - 12	4*k	A/N	MCR-1002	(zero fill prior to numeric, if numeric only). See Segment File's Segment ID definition.
Mail Piece Unit ID	13 - 17	5*k	A/N	MCR-1003	(zero fill prior to numeric, if numeric only) Left justify, must have some value, even if single edition. (zero fill prior to numeric, if numeric only). See MPU File's MPU ID definition.
Component ID	18 - 25	8*k	A/N	MCR-1004	(zero fill prior to numeric, if numeric only) Left justify, must have some value, even if single edition. This ID represents a specific sub-portion (or the whole, as appropriate) of one or more Mail Piece Unit Make-ups within the production of the specific mailing described by the supplied Mail.dat® file. The originator of the Mail.dat® file must identify any postage differentiating Components with their own record. However, if no postage affecting differentiation exists within the various parts making up a Mail Piece Unit, then the originator of the specific Mail.dat® may choose to, and probably should, only identify the necessary detail and simply clone that which is in the Mail Piece Unit ID field. Therefore, there will always be at least one Component within any Mail Piece Unit.
Primary MPA ID	26 - 35	10*	A/N	MCR-1102	From MPA - Unique Sequence/Grouping ID
Additional Postage MPA ID	36 - 45	10	A/N	MCR-1103	From MPA - Unique Sequence/Grouping ID

MPU/C RELATIONSHIP RECORD, continued					
Field Name	Positions	Length	Data Type	Field Code	Description
Host Statement Component ID	46 - 53	8	A/N	MCR-1104	List Code (zero fill prior to numeric, if numeric only)
Host Indicator of Ad Computation	54 - 54	1	A/N	MCR-1105	Y = Yes N = No Blank = Not Applicable
Postage Adjustment MPA ID	55 - 64	10	A/N	MCR-1106	This field would be used by anyone (printers and letter shops) including MLOCR vendors requiring Postage Adjustments to be paid from a separate permit. (zero fill prior to numeric, if numeric only) Unique identifier for the respective MPA within an MPU. Establishes the set of MPU pieces on one Postage Statement
MCR Record Status	65 - 65	1*	A/N	MCR-2000	O, D, I, U O = Original, D = Delete, I = Insert, U = Update
Reserve	66 - 99	34		MCR-1101	
Closing Character	100 - 100	1*		MCR-9999	Must be "#" sign

MAILER POSTAGE ACCOUNT RECORD - .MPA

Field Name	Positions	Length	Data Type	Field Code	Description
Job ID	1 - 8	8*k	A/N	MPA-1001	(zero fill prior to numeric, if numeric only). See Header File's Job ID definition.
MPA - Unique Sequence/Grouping ID	9 - 18	10*k	A/N	MPA-1002	(zero fill prior to numeric, if numeric only) Unique identifier for the respective MPA within an MPU. Establishes the set of MPU pieces on one Postage Statement
MPA - Description	19 - 48	30	A/N	MPA-1101	Describes the MPA
USPS Publication Number	49 - 57	9	A/N	MPA-1102	Left Justify, Numeric only, value in Postage Payment Method field negates need for alpha in this field. (Note: In the event of a Periodicals Pending, the Publication Number field will be blank and the below Permit Number field will be used.) Should not be zero padded.
Permit Number	58 - 65	8	A/N	MPA-1103	Left Justified, In the event of a Periodicals Pending, the Publication Number field will be blank and this Permit Number field will be used. Should not be zero padded.
Permit City	66 - 78	13	A/N	MPA-1104	City where permit is held
Permit State	79 - 80	2	A/N	MPA-1105	State where permit is held
Permit ZIP+4	81 - 89	9	A/N	MPA-1106	(ex: 543219876 or A1A1A1____) (International: left justify, blank pad: 54321----)
Mail Owner's Lcl Permit Ref Num / Int'l Bill Num	90 - 97	8	N	MPA-1107	Number used by local USPS for client identification. This field can be used to let the Postal Service know what permit numbers are included in the mailing that the Mail.dat® file represents. This field is used for identifying what permits are being used for the entire job in an MLOCR environment.

MAILER POSTAGE ACCOUNT RECORD, continued

Field Name	Positions	Length	Data Type	Field Code	Description
Mail Owner's Lcl Permit Ref Num/ Int'l Bill Num - Type	98 - 98	1	A/N	MPA-1108	S = Stamp M = Meter P = Permit G = Gov't - Fed (using Permit) V = Virtual Reference Number H = Government Meter
Postage Payment Option	99 - 99	1	A/N	MPA-1109	C = CPP V = PVDS T = CAPS D = Debit O = Other B = Billing
Customer Reference ID	100 - 139	40	A/N	MPA-1110	Left justify, space added
Postage Payment Method	140 - 140	1*	A/N	MPA-1111	S = Stamp P = Permit L = Metered: Lowest C = Metered: Correct M = Metered: Neither A = Alt Del H = Cash I = Partial Permit Imprint G = Gov't - Fed (use Permit) T = Per Pend (using Permit)
Mailing Facility DUNS Number	141 - 155	15	A/N	MPA-1112	Note: Use 9 or 15 bytes to represent an actual DUNS number.
Permit Holder DUNS Number	156 - 170	15	A/N	MPA-1113	Use 9 or 15 bytes to represent an actual DUNS number
Federal Agency Cost Code	171 - 175	5	A/N	MPA-1114	This five-digit field may include leading zeros, is optional, and displays on the postage statements for Official Mail (Government).
Non-Profit Authorization Number	176 - 185	10	A/N	MPA-1115	
Title	186 - 215	30	A/N	MPA-1117	Publication Title
Mailer ID of Mail Owner	216 - 224	9	A/N	MPA-1121	USPS assigned ID
CRID of Mail Owner	225 - 236	12	A/N	MPA-1122	USPS assigned ID
Mailer ID of Preparer	237 - 245	9	A/N	MPA-1123	USPS assigned ID
CRID of Preparer	246 - 257	12	A/N	MPA-1124	USPS assigned ID
CSA Applies For Periodicals	258 - 258	1	A/N	MPA-1125	Y = Yes; N = No; Blank = None
User Option Field	259 - 278	20	A/N	MPA-1126	Available for custom data for unique user application. Not to be used for communication between parties, specifically for user usage
MPA Record Status	279 - 279	1*	A/N	MPA-2000	O, D, I, U - O = Original, D = Delete, I = Insert, U = Update
Reserve	280 - 299	20	A/N	MPA-1116	
Closing Character	300 - 300	1*		MPA-9999	Must be "#" sign

COMPONENT RECORD - .cpt

Field Name	Positions	Length	Data Type	Field Code	Description
Job ID	1 - 8	8*k	A/N	CPT-1001	(zero fill prior to numeric, if numeric only). See Header File's Job ID definition.
Component ID	9 - 16	8*k	A/N	CPT-1004	(zero fill prior to numeric, if numeric only). See Component File's Component ID definition.
Component Description	17 - 46	30	A/N	CPT-1101	This is a unique name or code for each specific sub- or whole-portion of the mail piece. This field, if used, can carry an "absolute" reference to the Component in question while the Component ID is practical shorthand for reference to the Component's role within the mailing facilities postage analysis. Left justify. If used, must have some value, even if single edition
Component - Weight	47 - 52	6*	N	CPT-1102	99v9999; pounds, rounded (decimal point implied)
Component - Weight: Source	53 - 53	1	A/N	CPT-1103	Source of Piece Weight A = Agent (real-time), C = Calculated (formula) P = Postal (clerk), L = Logical (implied from rate)
Component - Weight: Status	54 - 54	1*	A/N	CPT-1104	Status of weight data N = None Given, P = Pending, F = Final, M = Manifest Weight as function of Rate Interval (not actual)
Component - Length	55 - 61	7	N	CPT-1105	Length of a copy 999v9999; inches, rounded (decimal point implied)
Component - Width	62 - 67	6	N	CPT-1106	Width of a copy 99v9999; inches, rounded (decimal point implied)
Component - Thickness	68 - 73	6	N	CPT-1107	Thickness of a copy 99v9999; inches, rounded (decimal point implied)

COMPONENT RECORD, continued					
Field Name	Positions	Length	Data Type	Field Code	Description
Component - Periodical Ad Percentage	74 - 78	5	N	CPT-1108	Ad percentage of a copy 999v99, rounded (decimal point implied) Example (if there is a two page Periodical supplement having 50% Ad and the Periodical is 48 pages having 40% Ad, then in the mail.dat file the ad percent of the supplement is $(2/50) \times .5 = 2.0\%$ and the ad percent of the Periodical is $(48/50) \times .4 = 38.40\%$. The sum is 40.40%. Field is necessary for Periodicals Enclosures.
Component - Periodical Ad Percentage: Status	79 - 79	1*	A/N	CPT-1109	Status of % data N = None Given, P = Pending, F = Final,
Component - Class	80 - 80	1*	A/N	CPT-1110	The Postal Class of this Mail Piece Unit within Mail.dat. 1 = First Class 2 = Periodicals 3 = Std Mail 4 = Pkg Services 5 = Per Pending 9 = Other V = Value Post T = AdMail X = Alt Del P = Pub Rate <i>International:</i> A = Airmail B = SAL/ISAL C = Surface
Component - Rate Type	81 - 82	2*	A/N	CPT-1111	R = Regular (US/MEX/CAN) L = Library C = Classroom N = Nonprofit P = Parcel Post S = Science of Agriculture A = Alt Delivery B = Bound Printed Matter H = Per Ride-Along F = Media Mail D = Parcel Select T = Priority M = Repositionable Component X = Other Z - Included, part of host postage E = Priority Mail Flat (fixed) - Rate Envelope G = Priority Mail Flat (fixed) - Rate Box I = First Class Permit Reply Mail J = Priority Mail Flat - Large Box K = Priority Mail Flat - Large Box APO/FPO O = Priority Mail Small Flat-Rate Box W = Science of Agriculture Limited Circulation Y = Regular Limited Circulation <i>International: 1 = UA, 2 = UL, 3 = UM, 4 = UR</i>
Component -Processing Category	83 - 84	2*	A/N	CPT-1112	See MPU Processing Category for details
Mail Owner Identifier	85 - 99	15	A/N	CPT-1126	USPS ID

COMPONENT RECORD, continued					
Field Name	Positions	Length	Data Type	Field Code	Description
Mailer ID of Mail Owner	100 - 108	9	A/N	CPT-1148	USPS ID
CRID of Mail Owner	109 - 120	12	A/N	CPT-1149	USPS ID
Sibling Container Mailing	121 - 121	1	A/N	CPT-1129	Y = Yes, Blank = Other
Mail Owner's Mailing Reference ID	122 - 171	50	A/N	CPT-1137	Mail Owner's chosen value to represent mailing to US Postal Service
Periodical Ad% Treatment	172 - 172	1	A/N	CPT-1138	B = Ad % not counted, CPT weight added to base piece S = Carries own Ad Percentage N = Not applicable
Periodical Volume Number	173 - 177	5	A/N	CPT-1139	
Periodical Issue Number	178 - 183	6	A/N	CPT-1140	
Periodical Issue Date	184 - 191	8	N	CPT-1141	YYYYMMDD- date on which periodical is issued (can't be all zeros)
Periodical Frequency	192 - 194	3	N	CPT-1142	Number of times published per year
Weight Version ID	195 - 214	20	A/N	CPT-1143	Unique ID of version placed on the component – Periodicals enhancement
Equivalent User License Code	215 - 218	4	A/N	CPT-1144	User license code of a component of common weight and ad %. Used in conjunction with Equivalent Job ID and Equivalent Component ID to link together components with common book weight and ad %.
Equivalent Mail.dat Job ID	219 - 226	8	A/N	CPT-1145	See above note.
Equivalent Component ID	227 - 234	8	A/N	CPT-1146	See note for “Equivalent User License Code” field.
Equivalent Component Type	235 - 235	1	A/N	CPT-1151	W = Weight; B = Both Weight and Ad%; Blank = None. Only to be used for periodical mailings when Equivalent fields have values in them.
Ad % Basis	236 - 241	6	N	CPT-1152	9999v99 implied 2 decimal places
Component Title	242 - 271	30	A/N	CPT-1147	Title information A more appropriate place for title information
Postal Price Incentive ID	272 - 281	10	A/N	CPT-1153	See definition in MPU

COMPONENT RECORD, continued					
Field Name	Positions	Length	Data Type	Field Code	Description
Postal Price Incentive type	282 - 283	2	A/N	CPT-1154	A = Reply Rides Free B = Saturation/ HD Total C= Saturation/ HD SCF D = Summer Sale
Content of Mail	284 - 285	2	A/N	CPT-1155	Identify unique products within the mailing A = Reply Envelope or Reply Card B = Contents NOT required to be mailed FCM C = DVD/CD (media) E = Product Sample For First-Class Mail, any possible combination of A, B and C includes A1 = A and B, A2 = A and C, A3 = A, B, and C, B1 = B and C For Standard Mail, any possible combination of C and E includes C1 = C and E
Standard Parcel Type	286 - 286	1	A/N	CPT-1156	See definition in MPU
Standard Flat Type	287 - 287	1	A/N	CPT-1157	See definition in MPU
User Option Field	288 - 307	20	A/N	CPT-1150	Not to be used for communication between parties, specifically for user usage.
CPT Record Status	308 - 308	1*	A/N	CPT-2000	O, D, I, U O = Original, D = Delete, I = Insert, U = Update
Reserve	309 - 319	11	A/N	CPT-1130	
Closing Character	320 - 320	1*		CPT-9999	Must be "#" sign

This Page Intentionally Left Blank

CONTAINER SUMMARY RECORD - .csm

Field Name	Position	Length	Data Type	Field Code	Description
Job ID	1 - 8	8*k	A/N	CSM-1001	(zero fill prior to numeric, if numeric only). See header file's Job ID definition.
Segment ID	9 - 12	4*	A/N	CSM-1002	(zero fill prior to numeric, if numeric only). See Segment File's Segment ID definition.
Container Type	13 - 14	2*	A/N	CSM-1005	<p>P = Pallet S = Sack (general) V = Sack (Virtual) 1 = #1 Sack 2 = #2 Sack 3 = #3 Sack</p> <p>4 = 01V Sack 5 = 03V Sack M = Logical Pallet (MLOCR) O = 1' Tray T = 2' Tray E = EMM Tray</p> <p>F = Flat Tub, B = Bedload U = Unit Load Device W = Walled Unit Z = User Pallet L = Logical Tray (MLOCR)</p> <p>H = EIRS 61 – Hamper, Large Canvas A = EIRS 61P – Hamper, Large Plastic G = EIRS 66 – General Purpose Mail Container w/Gate D = EIRS 68 – Eastern Region Mail Container w/Web Door R = EIRS 84 – Wire Container Rigid</p> <p>C = EIRS 84C – Collapsible Wire Container AB = Air Box (for description of Air Box, see Mail.dat Air box scenario) Logical Trays and Pallets are used by MLOCR Presort Facilities, See Scenario for Logical/Physical Tray and Pallets in CSM, under Scenarios.</p>
Container ID	15 - 20	6*k	N	CSM-1006	<p>Mail.dat® container serial number, used to link Mail.dat® files. Must be mutually exclusive across all Segments and Container Types of a Job ID.</p> <p>A unique numeric code for this container within this Job, exclusive of Container Type. This is a serial number for this container in this Mail.dat® for this Job and, as such, will be used to link to other Mail.dat® files. Must be mutually exclusive within Job. Repetitive Display Container IDs are at the discretion of the production facility receiving the respective Mail.dat. (zero fill prior to numeric)</p>

CONTAINER SUMMARY RECORD, continued

Field Name	Positions	Length	Data Type	Field Code	Description
Display Container ID	21 - 26	6*	A/N	CSM-1101	(zero fill prior to numeric, if numeric only) Meaningful (external to Mail.dat) container ID as defined by specific production application; the Postal container label
Container Grouping Description	27 - 35	9	A/N	CSM-1102	User Defined Grouping A value that associates multiple containers for the convenience of the mailing facility.
Container Destination Zip	36 - 41	6*	A/N	CSM-1103	The 5-digit, 3-digit, 6-character or 6-alpha destination of container defined in this record. These are the same as destination 5-digit, 3-digit, 6-character or 6-alpha from the pallet, sack or tray label. Left Justify. US = 99999_, or 888____ CAN = A1A9Z9 Default for containers with no ZIP or Postal Code: CANADA = if Canadian AOFRGN = if all other foreign MEXICO = if for Mexico USA = if for U.S. Domestic <i>International: (ex: FRCDGA = FR CDG A)</i> For International mail, the destination zip is: Two position country code (ISO3166) plus Three position destination location code plus One position destination office of exchange qualifier FR = France // CDG = Charles DeGaulle // IDEAlliance can provide list of additional codes These ZIP defaults are provided for use in the event that no pre-identified postal code is available. Example: newsstand or bulk copy distribution via the mail or foreign copy distribution via the U.S. mail.
Container Level	42 - 43	2*	A/N	CSM-1104	Eligible Types: S = Sack, T = Tray, P = Pallet If single character, left justify, space added

Codes	Characteristic (Domestic)	(Eligible Types)	Codes	Characteristic	(Eligible Types)
A =	CR-Direct	(S, T, P)	AF =	Protected NDC	(P)
B =	Mixed CR in 5 Digit	(S, T, P)	AG =	Mixed NDC	(S, P)
C =	Mixed CR in 3 Digit	(S, T)	AH =	Origin MxADC	(S, T, P)
D =	CR - 5D Scheme	(S, T, P)	AI =	Protected ADC	(P)
E =	FSS Sort Plan	(P)	AJ =	Single Piece	(T, S)
F =	FSS Facility	(P)	AK =	MXDS – Mixed Surface	(P)
G =	5 Digit (Auto/Presort)	(S, T, P)	AL =	MXDA – Mixed Air	(P)
H =	5 Digit (Merged)	(S, T, P)	AM =	Working	(P)
I =	5 Digit (Presort Only)	(S, T, P)	AN =	Single Piece - FC	(P)
J =	5 Digit (Barcode only)	(S, T, P)	AO =	Surface	(P)
K =	Metro Scheme	(P)	AP =	Air	(P)
M =	5D Scheme (Presort)	(S, T, P)	AQ =	Local	(P)
N =	5D Scheme (Auto, Presort)	(S, T, P)			
P =	5D Scheme (Barcode)	(S, T, P)		(Canada/Foreign)	
Q =	5D Scheme (Merged)	(S, T, P)	BA =	Urban - Direct	(S, T)
R =	3 Digit (Auto, Presort)	(S, T)	BB =	Rural Direct	(S, T)
S =	3 Digit (Barcode)	(S, T)	BC =	Station	(S, T, P)
T =	3 Digit (Presort)	(S, T)	BD =	City	(S, T, P)
U =	3 Digit (CR, Auto, Presort)	(S, T, P)	BE =	FSA	(P)
V =	3 Digit Scheme	(T)	BF =	DCF	(S, T, P)
W =	Deleted - Place Holder		BG =	FCP	(S, T, P)
X =	SCF	(S, P)	BH =	Province	(P)
Y =	Protected SCF	(P)	BI =	Residual	(S, T, P)
Z =	ADC	(S, T, P)	BJ =	Foreign	(S, T, P)
AA =	AADC	(T, P)	BK =	Country	(S, T, P, W, U)
AB =	Mixed ADC	(S, T, P)	BL =	Mixed Country	(S, T, P, W, U)
AC =	Mixed AADC	(T)	BM =	M Bags	(S)
AD =	ASF	(S, P)			
AE =	NDC	(S, P)			

CONTAINER SUMMARY RECORD, continued

Field Name	Position	Length	Data Type	Field Code	Description
Entry Point for Entry Discount - Postal Code	44 - 49	6*	A/N	CSM- 1105	<p>US = 99999_, or 888___; CAN =A1A9Z9; <i>International = USORDA</i></p> <p>The postal code (5-digit, 3-digit, 6-character or 6-alpha) of the facility where the specified container is planned to enter into the Postal System. For Domestic mail, use DMM “Labeling Lists” facility’s Destination Line. This information may not be known by the list processing facility. If known, the 5, 3, or 6 position value is to be left justified with "space" added.</p> <p>If the ultimate planned Entry Point is not known (example, as would be the case with a list supplier of a Standard Mail (A) job which will be included in a Destination Entry pool), then the Origin Zip (as indicated on the Entry Point Line of the Container Label) would be used for this field.</p>

CONTAINER SUMMARY RECORD, continued

Field Name	Position	Length	Data Type	Field Code	Description																																
Entry Point for Entry Discount - Facility Type	50 - 51	2*	A/N	CSM-1106	<p>Entry Point for Container Handling, used for container entry charge. The type of facility where the container is planned to enter. In some cases, this is a description of the transportation work-sharing potential. For many List Processors, “Not-determined” is the option.</p> <p>B = DNDC A = ASF S = DSCF D = DDU H = Tran Hub R = DADC O = Origin X = Alt Delivery V = Int’l Gateway U = USPS Int’l T = Orig(T-Hub Sq) N = Not-determined G = Can (Gatwy) P = Can (in Can) F = Forgn Mail Consol. C = Origin SCF E = Origin DU J = Origin ADC K = Origin NDC L = Origin ASF M = Dest AMF Q = Origin AMF I = INDC (Int’l NDC, NJ)</p> <p>Example:</p> <table><tr><th>Drop Ship</th><th>Zone Skip</th><th>DMU Entry</th><th>BMEU Entry</th></tr><tr><td></td><td></td><td></td><td></td></tr><tr><td>B = DNDC</td><td>K = Origin NDC</td><td>O = Origin</td><td>K = Origin NDC</td></tr><tr><td>R = DADC</td><td>L = Origin ASF</td><td></td><td>L = Origin ASF</td></tr><tr><td>S = DSCF</td><td>J = Origin ADC</td><td></td><td>J = Origin ADC</td></tr><tr><td>D = DDU</td><td>C = Origin SCF</td><td></td><td>C = Origin SCF as appropriate</td></tr><tr><td></td><td>E = Origin DU as appropriate</td><td></td><td>E = Origin DU as appropriate</td></tr><tr><td></td><td></td><td></td><td></td></tr></table> <p>In the above "values", Origin XXX (C, E, J, K, L, M, Q) is used to describe the facility of a specific type (XXX), which is not the destination XXX, but rather the XXX facility where mail is entering the USPS channel for induction.</p>	Drop Ship	Zone Skip	DMU Entry	BMEU Entry					B = DNDC	K = Origin NDC	O = Origin	K = Origin NDC	R = DADC	L = Origin ASF		L = Origin ASF	S = DSCF	J = Origin ADC		J = Origin ADC	D = DDU	C = Origin SCF		C = Origin SCF as appropriate		E = Origin DU as appropriate		E = Origin DU as appropriate				
Drop Ship	Zone Skip	DMU Entry	BMEU Entry																																		
B = DNDC	K = Origin NDC	O = Origin	K = Origin NDC																																		
R = DADC	L = Origin ASF		L = Origin ASF																																		
S = DSCF	J = Origin ADC		J = Origin ADC																																		
D = DDU	C = Origin SCF		C = Origin SCF as appropriate																																		
	E = Origin DU as appropriate		E = Origin DU as appropriate																																		

CONTAINER SUMMARY RECORD, continued

Field Name	Position	Length	Data Type	Field Code	Description
Entry Point - Actual / Delivery - Locale Key	52 - 60	9*	A/N	CSM-1167	US = LOCA12345 (LOC plus 6 bytes of the Locale key from the drop ship product); 'ORIGIN' for origin entered mail; CAN =A1A 9Z9; 'FOR' for International mail. The field can have a Locale key for origin entered mail when USPS Pick Up is equal to N. See Scenarios and Definitions Sections for alternatives for populating this field. Use value of 'ORIGIN' for Origin/DMU Entered mail OR for US Drop Ship, Zone Skipped, and BMEU entered Mail use the Locale Key ("LOC" in the first 3 bytes, balance is the 6-byte of the USPS dropsite key, also known as the Locale Key); For Canadian mail, use 6 digit Canadian code of Entry facility e.g., A1A9Z9
Entry Point - Actual / Delivery - Postal Code	61 - 69	9*	A/N	CSM-1168	ZIP + 4 of building receiving the mail; ZIP + 4 of DMU for DMU entered mail; The ZIP + 4 shall be the Delivery address Zip + 4 from the USPS Drop Ship Product
Parent Container Reference ID	70 - 75	6	N	CSM-1109	(zero fill prior to numeric) (use numeric populated in 14/6 of .CSM of Parent record). Container ID of the Parent Container in which this Child Container resides, if such relationship exists, blank if no such relationship. Parent Containers may have Parent Containers themselves. This is not prohibited; ex: a carton in a sack upon a pallet. The Container Id of the Parent Container in which this child container resides; such as a tray on a pallet. Populate field with numeric from Container ID CSM-1006 of parent container's .CSM. If no child/parent relationship exists for this container, then field is blank. Populated ONLY for those child containers linked to a parent container; if container is parent only, then field is blank.
Truck or Dispatch Number	76 - 85	10	A/N	CSM-1110	As available, the applicable transportation information.
Stop Designator	86 - 87	2	A/N	CSM-1111	Stop order and stop "1" will be the first stop (i.e., what is loaded in the tail)
Reservation Number	88 - 102	15	A/N	CSM-1112	As available, the appointment number for the specified container in this record. Left justify; space added

CONTAINER SUMMARY RECORD, continued

Field Name	Position	Length	Data Type	Field Code	Description
Actual Container Ship Date	103 - 110	8	N	CSM-1113	As available, date when the container releases from mailing facility or agent's facility. YYYYMMDD (cannot be all zeros). Unscheduled DMU verified/USPS Transported
Actual Container Ship Time	111 - 115	5	A/N	CSM-1164	As available, time when the container releases from mailing facility or agent's facility. HH:MM (EX: 18:12). Unscheduled DMU verified/USPS Transported
Scheduled Pick Up Date	116 - 123	8	N	CSM-1177	Scheduled pick up date
Scheduled Pick Up Time	124 - 128	5	A/N	CSM-1178	Scheduled pick up time
Actual Pick Up Date	129 - 136	8	N	CSM-1165	As available, date when the container is picked up from mailing facility or agent's facility for delivery. YYYYMMDD (cannot be all zeros)
Actual Pick Up Time	137 - 141	5	A/N	CSM-1166	As available, time when the container is picked up from mailing facility or agent's facility for delivery. HH:MM (EX: 18:12)
Container Acceptance Date	142 - 149	8	N	CSM-1114	YYYYMMDD (cannot be all zeros) Reserved For USPS
Scheduled In-Home Date	150 - 157	8	N	CSM-1115	The first, or only date of the ranged targeted for in-home delivery. YYYYMMDD (cannot be all zeros) (first date in range)
Additional In-Home Range	158 - 158	1	N	CSM-1116	Additional days in In-Home Range (values = 0,1,2,3,4,5,6,7,8,9)
Scheduled Induction Date	159 - 166	8	N	CSM-1117	That date on which the mail is transferred to the consignee for processing. YYYYMMDD (cannot be all zeros)
Scheduled Induction Time	167 - 171	5	A/N	CSM-1118	That hour of the scheduled date on which the mail is to be transferred to the consignee for processing. HH:MM (EX: 18:12)
Actual induction Date	172 - 179	8	N	CSM-1179	Actual date when mail was inducted
Actual Induction Time	180 -184	5	A/N	CSM-1180	Actual time when mail was inducted

CONTAINER SUMMARY RECORD, continued

Field Name	Position	Length	Data Type	Field Code	Description
Internal Date	185 - 192	8	N	CSM-1119	For use by that party internally managing with the particular Mail.dat® file. YYYYMMDD (cannot be all zeros)
Postage Statement Mailing Date	193 - 200	8	N	CSM-1184	YYYYMMDD (cannot be all zeros). The date on which postage is paid to the USPS and verification is completed.
Postage Statement Mailing Time	201 - 205	5	A/N	CSM-1183	HH:MM (EX: 18:12). The time on which postage is paid to the USPS and verification is completed.
Number of Copies	206 - 213	8*	N	CSM-1120	Total copies on the container represented by this record.
Number of Pieces	214 - 221	8*	N	CSM-1121	Total pieces on the container represented by this record. (see Scenarios for Firm Packages and Standard Mail combined in Fourth Class bundles) (Pieces may be less than copies in some Periodical or 4C mailings)
Total Weight (product only)	222 - 233	12*	N	CSM-1122	99999999v9999 pounds, (decimal point implied) The minimum value in this field is "1" pound. <i>International = Gross Weight</i>
Unique Container ID	234 - 245	12	A/N	CSM-1123	(zero fill prior to numeric, if numeric only) 12 byte A/N string unique among containers within User License Code for three-month period.

CONTAINER SUMMARY RECORD, continued

Field Name	Position	Length	Data Type	Field Code	Description
Container Status	246 - 246	1	A/N	CSM-1124	<p>Blank = Not closed; R = Ready to pay; X = Paid; C = Cancel D = Delete (A Deleted Container Cannot be reused like the C Flag, where a C can be changed to "O" and then to "R" or "X" or "T"). Deleted Containers' IM Barcode(s), Container, Tray, and Piece cannot be re-used for 45 days, per USPS, after a Deleted status is sent to USPS.</p> <p>P = Preliminary postage statement T = Transportation Information Update, if after "R"(Ready To Pay) or "X" (Previously Closed or Paid)</p> <p>Examples:</p> <p>Blank = From List House to Mailing Facility Blank = From Mailing Facility to USPS (preliminary) Ready = From Mailing Facility to USPS (final for specific container)</p> <p>This would be in conjunction with a "U" Status for .csm File in Header Record</p> <p>Closed = From Mailing Facility to USPS (after this container is paid, if transmit full .csm file)</p>
Ready for SASP	247 - 247	1	A/N	CSM-1185	<p>"Blank = Yes" and "N = No"; Default value shall be Blank</p> <p>This field must be filled with a value of N, unless all piece barcode data for staged and continuous mailings and all physical/barcode data for pallets and handling units for MLOCR/continuous mailings is provided to the USPS for Full Service. In the case when all barcode and physical data has been provided, the mailer shall leave the field Blank.</p>
Container Ready To Pay Transaction ID	248 - 253	6	N	CSM-1182	Links this CSM record with one or more Postage Statement Records

CONTAINER SUMMARY RECORD, continued

Field Name	Position	Length	Data Type	Field Code	Description
Included In Other Documentation	254 - 254	1	A/N	CSM-1181	O = Original Container; L = Linked or new container; Blank = None. This field indicates if the container is co-palletized and O means this container is the Container from the Originator's site and shall show up on another Mail.dat as a linked or L value for co-palletization.
Machinable Mail Piece	255 - 255	1*	A/N	CSM-1125	Y = Letters - Machinable, no surcharge, Container Label gets "MACH" N = Letters -Manual, Non-Mach Surcharge and Cont Label gets "MAN" U = Unaffected Container A = Letters - No Surcharge; Tray Label says "MAN" (Simplified Mail). Regarding Machinability; a single MPU will be used to describe the nature of the mail piece: - The MPU - Surcharge field to indicate overall nature of the pieces physical characteristics. - The CSM - Machinable Mail Piece field indicates surcharge as applicable to respective container and need for Machinable or Manual on respective container label.
Tray Preparation Type	256 - 256	1*	A/N	CSM-1126	P = Package, L = Loose, S = Separator, N = Not Applicable
Trans-Ship Bill of Lading Number	257 - 266	10	A/N	CSM-1130	Multi-carrier load connection

CONTAINER SUMMARY RECORD, continued

Field Name	Position	Length	Data Type	Field Code	Description
Sibling Container Indicator	267 - 267	1	A/N	CSM-1132	<p>Y = Yes, Blank = None</p> <p>A "Y" indicates that this .CSM record represents an additional container that, due to a severe error in the piece measurement, is created during the course of production to contain those pieces that could not be included as part of the original container defined by the presort. If there is a Sibling Container ONLY the following fields in the Sibling .CSM record are populated:</p> <ul style="list-style-type: none"> - Job ID field - Segment ID field - The Container ID of the Sibling Container - Unique Container ID - Container Type field - Sibling Container Indicator field - The Sibling Container Reference ID field (Container ID of the original container requiring the sibling) – All fields that start with word 'label' and associated with Container Label data - No other fields shall be populated; all other values are shared across this pair of associated containers.
Sibling Container Reference ID	268 - 273	6	N	CSM-1133	<p>(zero fill prior to numeric, as necessary). (use numeric populated in 14/6 of .CSM of original container)</p> <p>In the event of a Sibling Container, then the Mail.dat® Container ID of the original affected container must be populated in this field. A Sibling Container is one necessitated by a severe under-estimate of the piece weight; thereby requiring the mailing facility to create another (the Sibling) container to accept the overflow. Identifies the original container with which this Sibling Container is associated, if such relationship exists. Blank if no such relationship.</p>
Postage Grouping ID	274 - 281	8	A/N	CSM-1136	<p>Identifies that group of containers for which a single Postage Payment was made.</p> <p>(zero fill prior to numeric, if numeric only)</p>
Container Gross Weight	282 - 293	12	N	CSM-1137	<p>(999999999v9999, decimal implied) (inclusive of mail and container)</p>
Container Gross Weight - Source	294 - 294	1	A/N	CSM-1138	<p>A = Actual E = Estimated</p>
Container Height	295 - 297	3	N	CSM-1139	<p>(value in inches, no decimal) (inclusive of mail and container)</p>

CONTAINER SUMMARY RECORD, continued

Field Name	Position	Length	Data Type	Field Code	Description
Container Height - Source	298 - 298	1	A/N	CSM-1140	A = Actual E = Estimated
EMD – 8125 ASN Barcode	299 - 318	20	A/N	CSM-1141	See EMD Scenario
Transportation Carrier ID	319 - 333	15	A/N	CSM-1142	USPS ID
FAST Content ID	334 – 342	9	A/N	CSM-1162	USPS FAST ID
FAST Scheduler ID	343 - 354	12	N	CSM-1163	USPS ID
USPS Pick Up	355 – 355	1	A/N	CSM-1171	Blank = None Y = Yes ; N = No
CSA Trip ID	356 – 365	10	A/N	CSM-1175	USPS Specific – See USPS guides
Scheduled Ship Date	366 – 373	8	N	CSM-1172	YYYYMMDD – Date of Dispatch based upon CSA agreement. DMU verified/USPS Transported
Scheduled Ship Time	374 – 378	5	A/N	CSM-1173	HH:MM (EX: 18:12) - Time of Dispatch based upon CSA agreement. DMU verified/USPS Transported
Special Condition On Limit	379 – 380	2	A/N	CSM-1146	OV = overflow (multi containers to same level & destination) UF = under-filled (multi containers to same level & destination) SM = below minimum established by rule SN = below normal minimum, as with an origin container OM = over maximum
DMM Section Defining Container Preparation	381 - 392	12	A/N	CSM-1147	Full DMM applicable reference including subsections Example: DMM 300 section 705.8 could be represented as "705.8"..... Section 711.2.1 would be "711.2.1" Minimum value is 3 bytes; example "702"
Alternate Method Defining Preparation	393 – 404	12	A/N	CSM-1148	CSR number for Customer Support Ruling, EXCL with date for exception letter, can specify an NSA or other agreement; can be in addition to DMM reference

CONTAINER SUMMARY RECORD, continued

Field Name	Position	Length	Data Type	Field Code	Description
Label: IM™ Container Or IM™ Tray Barcode	405 – 428	24	A/N	CSM-1150	Left justify, blank fill. If not specified, then leave field blank. Also see ‘Container Barcode Required for Sibling Containers’ scenario under scenarios section. Also, if the container is ‘Deleted’ through a Container Status of ‘D’, then the Container barcode shall not be used/re-used for 45 days after a ‘D’ flag has been sent to USPS.
Label: 10-Character Container Barcode	429 – 438	10	A/N	CSM-1151	Left justify, blank fill. If not specified, then leave field blank.
Label: Destination Line 1	439 – 468	30	A/N	CSM-1152	Left Justify
Label: Destination Line 2	469 – 498	30	A/N	CSM-1153	Right Justify
Label: Contents - Line 1	499 – 528	30	A/N	CSM-1154	Left Justify
Label: Contents - Line 2	529 – 548	20	A/N	CSM-1155	Right Justify (overflow of line 1)
Label: Entry (Origin) Point Line	549 – 578	30	A/N	CSM-1156	
Label: User Information Line 1	579 – 618	40	A/N	CSM-1157	user defined or client requested information
Label: User Information Line 2	619 – 658	40	A/N	CSM-1158	user defined or client requested information
Label: Container Label CIN Code	659 - 6652	4	A/N	CSM-1159	
Label: Container Label Type	663 – 663	1	N	CSM-1160	1 = Tray, 2 = Sack, 3 = Pallet, 4 = Other
Container Contains Overflow Indicator	664 – 664	1	A/N	CSM-1161	Y = Yes ; N = No This field is used to denote any overflow of mail from one container to other container(s)
User Option Field	665 – 684	20	A/N	CSM-1176	Not to be used for communication between parties, specifically for user usage.
eInduction Indicator	685 – 685	1	A/N	CSM-1186	Y = Yes; Blank = No This shall serve as a flag as to whether an e8125/e8017 needs to be generated for eInduction. Default value shall be Blank.

CONTAINER SUMMARY RECORD, continued

Field Name	Position	Length	Data Type	Field Code	Description
CSA Agreement ID	686 – 695	10	A/N	CSM-1187	Agreement Number generated by the USPS
CSM Record Status	696 – 696	1*	A/N	CSM-2000	O, D, I, U O = Original, D = Delete, I = Insert, U = Update
Reserve	697 - 775	79	A/N	CSM-1134	
Closing Character	776 - 776	1*		CSM-9999	Must be "#" sign

ORIGINAL CONTAINER IDENTIFICATION RECORD- .oci

Field Name	Positions	Length	Data Type	Field Code	Description
Job ID	1 - 8	8* k	A/N	OCI-1001	(Zero fill prior to numeric, if numeric only). See Header File's Job Id definition.
Container ID	9 - 14	6*k	N	OCI-1002	(Zero fill prior to numeric). See CSM File's Container Id definition. This file is not designed for Mother Pallets.
Original Job ID	15 - 22	8*	A/N	OCI-1101	(zero fill prior to numeric, if numeric only). Job Id provided in another Mailing Job.
Original User License Code	23 - 26	4*	A/N	OCI-1102	User License Code provided in another mailing/Job.
Original Segment ID	27 - 30	4*	A/N	OCI-1103	(zero fill prior to numeric, if numeric only). Segment ID provided in another mailing/Job.
Original Container ID	31 - 36	6*	N	OCI-1104	(zero fill prior to numeric). Container ID provided in another mailing/Job. This file is not designed for Mother Pallets.
Original Display Container ID	37 - 42	6*	A/N	OCI-1105	(zero fill prior to numeric, if numeric only) Meaningful (external to Mail.dat) container ID as defined by specific production application; the Postal container label. Display Container ID provided in another mailing/Job.
Original Label: IM™ Container Or IM™ Tray Barcode	43 - 66	24	A/N	OCI-1106	Left justify, blank fill. If not specified, then leave field blank.
Original Mail.XML Customer Group ID	67 - 78	12	A/N	OCI-1107	Mail.XML Customer Group ID provided in another Mailing Job.

ORIGINAL CONTAINER IDENTIFICATION RECORD, continued					
Field Name	Positions	Length	Data Type	Field Code	Description
Original Mail.XML Mailing Group ID	79 - 90	12	A/N	OCI-1108	Mail.XML Mailing Group Id provided in another Mailing Job.
Original Mail.XML Container ID	91 - 102	12	N	OCI-1109	Mail.XML Container Id provided in another Mailing Job.
OCI Record Status	103 - 103	1*	A/N	OCI-2000	O, D, I, U
Reserve	104 -119	16	A/N	OCI-1110	
Closing Character	120 - 120	1*		OCI-9999	Must be "#" sign

INTELLIGENT MAIL RANGE RECORD - .imr

Field Name	Positions	Length	Data Type	Field Code	Description
Job ID	1 - 8	8* k	A/N	IMR-1001	(Zero fill prior to numeric, if numeric only). See Header File's Job Id definition.
Container ID	9 - 14	6*	N	IMR-1101	(Zero fill prior to numeric). See CSM File's Container Id definition. This file is not designed for Mother Pallets.
IMR Unique ID	15 - 21	7*k	A/N	IMR-1002	(zero fill prior to numeric, if numeric only). Uniquely identifies each IMR record.
Class	22 - 22	1*	A/N	IMR-1102	<div> 1 = First Class 4 = Pkg Services V = Value Post 2 = Periodicals 9 = Other P = Pub Rate 3 = Std Mail T = AdMail X = Alt Del </div> <p><i>Note: 6 = Std/periodicals Co-mailing class is not authorized in this field.</i></p>
IM™ Barcode Lower Serialization	23 - 37	15	A/N	IMR-1103	Lower Range, MID + Serial Number
IM™ Barcode Upper Serialization	38 -52	15	A/N	IMR-1104	Upper Range, MID + Serial Number
Mailer ID of Mail Owner	53 -61	9	A/N	IMR-1105	USPS ID – Defined for the piece range.
CRID of Mail Owner	62 - 73	12	A/N	IMR-1106	USPS ID – Defined for the piece range.
Mailer ID of Preparer	74 - 82	9	A/N	IMR-1107	USPS ID – Defined for the piece range.

INTELLIGENT MAIL RANGE RECORD, continued					
Field Name	Positions	Length	Data Type	Field Code	Description
CRID of Preparer	83 - 94	12	A/N	IMR-1108	USPS ID – Defined for the piece range.
Service Level Indicator	95 - 95	1*	A/N	IMR-1109	F = Full service, B = Basic, P = PostNet, and O for other such as non-auto.
Piece Count	96 - 103	8*	N	IMR-1110	Piece count of the range
IMR Record Status	104 - 104	1*	A/N	IMR-2000	O, D, I, U
Reserve	105 - 109	5	A/N	IMR-1111	
Closing Character	110 - 110	1*		IMR-9999	Must be "#" sign

CONTAINER QUANTITY RECORD - .cqt








Field Name	Positions	Length	Data Type	Field Code	Description
Job ID	1 - 8	8*k	A/N	CQT-1001	(Zero fill prior to numeric, if numeric only). See Header File's Job Id definition.
CQT Database ID	9 - 16	8*k	N	CQT-1034	<p>Mail.dat® Container Quantity unique number, used to link Mail.dat® CQT and PQT (and PDR) files. Must be mutually exclusive across a Job ID. (zero fill prior to numeric)</p> <p>All non-Key fields in the CQT records should be used to force new records; thus requiring a new CQT ID. It is permitted to have multiple records with all of their fields the same (except the CQT Database ID). It is also permitted to merge records when their fields are the same.</p>
Container ID	17 - 22	6*	N	CQT-1006	(Zero fill prior to numeric, if numeric only). See CSM File's Container Id definition.

CONTAINER QUANTITY RECORD, continued					
Field Name	Positions	Length	Data Type	Field Code	Description
3 Digit / 5 Digit Container Division	23 - 27	5*	A/N	CQT-1007	<p>3 or 5 Digit representing a portion or all of the pieces within the container. The 3 or 5 Digit represents those pieces within the container to a single 3 or 5 Digit; not presuming this set of pieces to be all of those going to the destination of the container. For example: Carrier Route Sack is described in one 3 Digit or 5 Digit Container Quantity Record; however, likely multiple records required to describe a Residual tray.</p> <p>For First Class, Periodicals, or Standard Mail, this field within the CQT is to be a 3-Digit since there is generally no finer Zone or Destination Entry discrimination necessary.</p> <p>The TWO exceptions for the preceding cases are when there is either:</p> <ol style="list-style-type: none"> 1) a value representing "DDU" in CQT - position 34 for the respective CQT record OR 2) When the CQT record represents a portion of a 5-Digit Scheme package. In those cited cases, the 3 Digit / 5 Digit field for that container must have 5-Digit detail. For Package Services this value is to be a 5-Digit throughout the .CQT records. Left Justify the 3 Digit; if applicable. The user can make divisions as appropriate to meet the USPS reporting needs. <p>Only US Postal Service and Canada Post mail should have 3- or 5-byte values, all others see following.</p> <p>3 Digit or 5 Digit Division as necessary.</p> <p>Example: US = (99999_), or (888___)</p> <p>CANADIAN = (A1A___), Left Justify 3 Digit</p> <p>(1C, 2C & 3C use 3 Digit Division; generate additional 5 Digit records, if a "DDU" in position 49 of .CSM or if record is a 5 Digit Scheme Package or Container) (4C use 5 Digit Division).</p> <p>In the event that no postal code is available, then the following default 2-position alphas are to be used: Default if no ZIP or Postal Code: Left Justify; Space Added:</p> <p>US = USA CA = Canada MX = Mexico FOR = Foreign</p> <p>Foreign Mail: use ISO3166 (2 position alpha Country Code)</p> <p><i>International: Use ISO3166 (2 position alpha Country Code)</i></p>

CONTAINER QUANTITY RECORD, continued					
Field Name	Positions	Length	Data Type	Field Code	Description
Mail Piece Unit ID	28 - 32	5*	A/N	CQT-1003	This ID will be used by the computer controlled equipment at the mailing facility to manufacture the specific binding parts for this make-up within this particular mailing. Any Mail Piece Unit exists within a specific Segment. Therefore, Segment/MPU is mutually exclusive. MPU alone is not unique. Left justify; must have some value, even if single edition (zero fill prior to numeric, if numeric only)
Zone	33 - 33	1*	A/N	CQT-1101	(Package Services) L = Local (Periodicals) V = ADC (Priority/Periodicals/Package Services) 1 = Zone 1&2 (Priority/Periodicals/Package Services) 3, 4, 5, 6, 7, 8 = Zone 3, 4, 5, 6, 7, 8 (All) S = SCF D = DDU N = Not Zoned (Foreign Periodicals) Q = Canada, R = Mex, X = Zone 3, T = Zone 4, U = Zone 5, G = Zone 6 (Micronesia, Marsh Islds) <i>Intern'l: A = SA, E = EU, P = Pacific, F = AF & Mid East, C = Can, M = Mex</i>
Destination Entry	34 - 34	1*	A/N	CQT-1105	B = DNDC S = DSCF D = DDU A = DADC O = OptNDC N = None P = Reserved Q = Reserved

CONTAINER QUANTITY RECORD, continued					
Field Name	Positions	Length	Data Type	Field Code	Description
Rate Category	35 - 36	2*	A/N	CQT-1008	<p>If single character, left justify, space added</p> <p>Piece and Pound Rates (For pieces that are more than 3.3 ounces)</p> <p>PE = 5-digit - Machinable</p> <p>PQ = NDC - Machinable</p> <p>PR = Mixed NDC - Machinable</p> <p>PG = 5-digit – Non Machinable</p> <p>PK = SCF – Non Machinable (3-digit – Non Machinable prior to May 2009)</p> <p>P5 = NDC – Non Machinable (ADC - Non Machinable prior to May 2009)</p> <p>P6 = Mixed NDC – Non Machinable (Mixed ADC - Non Machinable prior to May 2009)</p>


CONTAINER QUANTITY RECORD, continued

Field Name	Positions	Length	Data Type	Field Code	Description
<u>Canadian & Foreign:</u> 1 = Letter Carrier 2 = NDG Sort 3 = Mexico 4 = Foreign 5 = Misc 6 = reserve 7 = International (by Weight) 8 = Gateway Direct 9 = Full 0 = M-Bag					<div> <div> A = Saturation – ECR B = High Density – ECR A1 = Non Automation Saturation – ECR (Non Automation Standard mail letters) B1 = Non Automation High Density – ECR (Non Automation Standard mail letters) D1 = Non Automation Basic – Carrier Route (Non Automation Standard mail letters) D = Carrier Route E = 5 Digit Barcode G = 5D Non Barcode H = 3 Digit Barcode K = 3D Non Barcode L = Basic Barcode Standard Parcels Piece Rates PI = 5-Digit PM = SCF P7 = NDC P8 = Mixed NDC </div> <div> N = Basic (1C/4C Presort)  O = CR – Barcode S = Single Piece X = Alt Delivery - CR Y = Alt Delivery – Basic </div> <div> Z1 = Par Post (NDC Sort) Z2 = Par Post (ONDC Sort) L1 = AADC BC L2 = MxAADC BC L3 = ADC BC L4 = MxADC BC L5 = ADC Non-BC *  AF = Sat-ECR Ltr (Pd Flt) *  BF = HD-ECR Ltr (Pd Flt) *  KF = 3D Ltr (Pd Flt) *  GF = 5D Ltr (Pd Flt) *  DF = CR Ltr (Pd Flt) *  NF = Bas Ltr (Paid Bas Flt) FB = Firm Bundle (Not In-County) *Values Not valid after January 2, 2011 </div> </div> <div> <div> Standard & Periodical Flats and Letters L6 = MxADC Non-BC Standard Letters L7 = AADC Non-BC L8 = MxAADC Non-BC </div> <div> Not Flat-Machinables NG = 5-Digit NK = SCF N5 = NDC N6 = Mixed NDC </div> </div>
					Do not indicate barcode discount, just presort, in this field for Pkg Services/Parcels. Please note (1): Use of the "00010101" non-value in any "Coding" Date field in the SEG may jeopardize rate eligibility

CONTAINER QUANTITY RECORD, continued					
Field Name	Positions	Length	Data Type	Field Code	Description
Barcode Discount Or Surcharge Indicator	37 - 37	1*	A/N	CQT-1009	<p>B = Pays base rate (no surcharge or discount) D = Barcode discount (deducted from the base rate) S = Non-Barcode Surcharge (added to the base rate) I = Non-Barcoded DNDC-entered parcel O = Other, if not a parcel or Standard Mail NFM</p> <p>Non-barcode surcharge - For Standard mail, there is a surcharge for parcels or NFMs that are not barcoded. For FCM, there is a surcharge for parcels which are not barcoded (or have certain other characteristics). In short for these types of mail, the presence of a barcode is implied in the base rate and an additional non-barcoded surcharge is assessed if the piece does not bear a barcode.</p> <p>Barcode Discount - For Package Services (BPM) parcels and flats, there is a discount for barcoded pieces. The stated rates are for non-barcoded pieces. For Parcel Select (NDC Presort or ONDC Presort) parcels, there is a barcoded discount.</p> <p>For Parcel Select (commercial parcels barcoded -- nonpresort), there is a surcharge for non-barcoded parcels.</p>

CONTAINER QUANTITY RECORD, continued					
Field Name	Positions	Length	Data Type	Field Code	Description
Periodicals: Sub/ Non-Sub/ Requester Indicator	38 - 38	1*	A/N	CQT-1010	Applicable to Periodicals; S = Sub N = Non R = Requester O = Other
Periodicals: Not County/In County	39 - 39	1*	A/N	CQT-1011	Applicable to Periodicals; N = Not County I = In-County O = Other (Periodical's Foreign Mail will be coded with the value "O" = Other)
Number of Copies	40 - 47	8*	N	CQT-1102	Total copies within the specified 3 or 5 digit of this record within the specific container
Number of Pieces	48 - 55	8*	N	CQT-1103	Total pieces within the specified 3 or 5 digit of this record within the specific container. (Number of Pieces may be less than number of Copies in some Periodicals or Package Service mailings.)
Periodicals Co-Palletization Discount Indicator	56 - 56	1*	A/N	CQT-1107	"Y" = Yes; "N" = No Value is set if "new" co-palletized piece; does not mean piece qualifies for rate
Exp Per HE,HW, SC Pub - Origin Delivery Zone	57 - 57	1	N	CQT-1108	
Exp Per HE,HW, SC Pub - Origin 3-Digit Zip	58 - 60	3	N	CQT-1109	3-Digit where Verification occurs
Container Charge Allocation	61 - 67	7	N	CQT-1111	9v999999 - proportion, rounded, (decimal point implied) This field is to be used for denoting the proportion of cost of its container that it's "carrying"
Service Level Indicator	68 - 68	1	A/N	CQT-1112	F = Full Service; B = Basic; P = PostNet and O for Other such as non-auto.
Zap Agent Code	69 - 72	4	N	CQT-1110	Code is the same as the Header History Sequence Number generated by the agent who most recently zoned this container
CQT Record Status	73 - 73	1*	A/N	CQT-2000	O, D, I, U O = Original, D = Delete, I = Insert, U = Update
Reserve	74 - 89	16	A/N	CQT-1106	
Closing Character	90 - 90	1*		CQT-9999	Must be "#" sign

PACKAGE QUANTITY RECORD - .pqt

Field Name	Positions	Length	Data Type	Field Code	Description
Job ID	1 - 8	8*k	A/N	PQT-1001	(Zero fill prior to numeric, if numeric only). See Header File's Job Id definition.
CQT Database ID	9 - 16	8*k	N	PQT-1034	(Zero fill prior to numeric, if numeric only). See Container Quantity File's CQT Database ID definition.
Package ID	17 - 22	6*k	A/N	PQT-1012	The unique code for this package within this container. (zero fill prior to numeric, if numeric only)
Package Zip Code	23 - 28	6 *	A/N	PQT-1013	<p>The 5-digit, 3-digit, 6-character or 6-alpha destination of the package defined in the record. Left Justify.</p> <p>For a Package Service parcel presort the Parcel Piece is the "package"; therefore, populate with the 5-digit of the parcel.</p> <p>US = 99999_, or 888____ CAN = A1A9Z9 Default for containers with no ZIP or Postal Code: CANADA = if Canadian AOFRGN = if all other foreign MEXICO = if for Mexico USA = if for U.S. Domestic <i>International: (ex: FRCDGA = FR CDG A)</i></p>
Package Carrier Route	29 - 32	4	A/N	PQT-1101	example: C999, R999, B999, H999 as applicable
Package Level	33 - 34	2*	A/N	PQT-1102	See Below
<p><u>Canadian, Foreign, Alternate Delivery:</u></p> <p>1 = Urban Direct 6 = FCP 2 = Rural Direct 7 = Residual 3 = Station 8 = Foreign</p> <p>4 = City  X = Alt Del - CR 5 = DCF Y = Alt Del - Bas</p> <p>A = Firm G = reserve M = MxAADC S = Multi-pc Parcel B = Carrier Route H = ADC N = reserve T = 3-D Scheme C = 5 Digit I = AADC O = Working U = 5-D Scheme + L007 D = Unique 3-Digit J = reserve P = reserve V = NDC E = reserve K = Origin MxAADC Q = reserve W = 5-Digit Super Scheme F = 3 Digit L = MxAADC R = Parcel X = FSS Sort plan</p>					
Package Barcode	35 - 54	20	A/N	PQT-1111	Left justify. If not specified, then leave field blank. If specified, all records for a Package ID must have the same value.

PACKAGE QUANTITY RECORD, continued					
Field Name	Positions	Length	Data Type	Field Code	Description
Number of Copies	55 - 59	5*	N	PQT-1103	Number of copies within the specific package.
Number of Pieces	60 - 64	5*	N	PQT-1104	Number of pieces within this specific package. Note: First record within Firm Package has Piece Count = 1 subsequent records within same Package = 0
Package Status	65 - 65	1	A/N	PQT-1112	"Blank" = Not Cancelled C = Cancelled
Bundle Charge Allocation	66- 72	7	N	PQT-1113	9v999999 - proportion, rounded, (decimal point implied) This field is to be used for denoting the proportion of cost of its bundle that it's "carrying".
Unique Characteristics	73 - 74	2	A/N	PQT-1114	USPS usage field. For more details see the USPS technical guide. Field created to support future incentives program support
PQT Record Status	75 - 75	1*	A/N	PQT-2000	O, D, I, U O = Original, D = Delete, I = Insert, U = Update
Reserve	76 - 89	14	A/N	PQT-1105	
Closing Character	90 - 90	1*		PQT-9999	Must be "#" sign

This Page Intentionally Left Blank

WALK SEQUENCE RECORD - .wsr

Field Name	Positions	Length	Data Type	Field Code	Description
Job ID	1 - 8	8* k	A/N	WSR-1001	(Zero fill prior to numeric, if numeric only). See Header File's Job Id definition.
Segment ID	9 -12	4*k	A/N	WSR-1002	(zero fill prior to numeric, if numeric only). See Segment File's Segment ID definition.
Package Zip Code	13 - 18	6*k	A/N	WSR-1013	The 5-digit, 3-digit, 6-character or 6-alpha destination of the package defined in the record. Left Justify. See package Quantity File's Package Zip Code field's definition.
Package CR Number	19 - 22	4*k	A/N	WSR-1014	example: C999 or 9999 example: C999, R999, B999, H999 as applicable
Co-Palletization Code	23 - 24	2* k	A/N	WSR-1015	Used to differentiate carrier route mail going to the same ZIP and Route that was coded and presorted independently, to allow association of Walk Sequence records with particular MPU records (*.mpu). For Co-palletization, it creates an efficient means to differentiate each of the possible job and sub-job entities within a co-palletization set-up. Can also be used to differentiate between simplified and non-simplified addressed pieces when combined in the same job. Populate with "01" for jobs where this additional level of detail is not needed.

WALK SEQUENCE RECORD, continued					
Field Name	Positions	Length	Data Type	Field Code	Description
Walk Sequence Type	25 - 25	1*	A/N	WSR-1101	This field indicates whether the calculation of Saturation Walk Sequence eligibility is based upon the number of Total addresses or Residential Only addresses within the route. T = Total R = Residential
Walk Sequence Stops	26 - 29	4*	N	WSR-1102	The number of unique addresses (not pieces delivered) for the carrier when delivering this specific route within the saturation eligible mailing. This value represents the total stops incurred while the applicable carrier route within this package is delivered. Walk Sequence Stops for this Carrier Route
Walk Sequence Denominator	30 - 33	4*	N	WSR-1103	Target (Total or Residential) of WS Circulation. Potential Total or Residential Only addresses in the CR.
Walk Sequence Database Date	34 - 41	8*	N	WSR-1104	The date of the database from which the walk sequence was secured. YYYYMMDD (cannot be all zeros)
WSR Record Status	42 - 42	1*	A/N	WSR-2000	O, D, I, U O = Original, D = Delete, I = Insert, U = Update
Reserve	43 - 49	7	A/N	WSR-1105	
Closing Character	50 - 50	1*		WSR-9999	Must be "#" sign

SEED NAME RECORD - .snr

Field Name	Positions	Length	Data Type	Field Code	Description
Job ID	1 - 8	8*k	A/N	SNR-1001	(Zero fill prior to numeric, if numeric only). See Header File's Job Id definition.
Container ID	9 - 14	6*k	N	SNR-1006	(Zero fill prior to numeric, if numeric only). See Container Summary File's Container Id definition.
Package ID	15 - 20	6*k	A/N	SNR-1012	The unique code for this package within this container. (zero fill prior to numeric, if numeric only). See Package Quantity File's Package Id definition.
Mail Piece Unit ID	21 - 25	5*k	A/N	SNR-1003	(Zero fill prior to numeric, if numeric only). See MPU File's MPU ID definition.
Seed Name ID	26 - 45	20*k	A/N	SNR-1016	Since this file is only necessary to be used in the event that a list of specific and documented names for a tracking program, then this field is populated with the supplied ID for each specific name/address. Therefore, there will be one Seed Name Record for each supplied seed name to be tracked. General seed lists (example: all managers at the catalog) will not require feedback of this nature from the list house. (zero fill prior to numeric, if numeric only)
Version Key Code	46 - 65	20*k	A/N	SNR-1017	derived from original seed information As with the Seed name ID, this information is derived from the supplied name/ address/ record data.
Seed Name Received Date	66 - 73	8	N	SNR-1101	YYYYMMDD (cannot be all zeros) The date the "seed" agent received the mail piece.
Seed Type	74 - 74	1*	A/N	SNR-1104	C = Standard Confirm, S = Smart Confirm, R = Traditional Response Seed, B = Both "R" + "C"

SEED NAME RECORD, continued					
Field Name	Positions	Length	Data Type	Field Code	Description
Piece Barcode	75 - 85	11	A/N	SNR-1105	Left justify. 5-Digit, 9-Digit, 11-Digit PostNet barcode numeric. If specifying a 5-digit or 9-digit barcode, then leave the rest of the field blank.
Reported Seed Condition	86 - 86	1	A/N	SNR-1106	The condition of the "seed" as received by a seed reporter. M = Mint , G = Good , F = Fair , P = Poor
IM™ Barcode	87 - 120	34	A/N	SNR- 1108	To be used for IM™ barcode only. This field not to be used to specify PostNet Barcode alone; use the Piece Barcode field identified above for PostNet barcode alone. The IM™ Barcode shall remain unique for 45 days.
Planet Code	121 - 133	13	A/N	SNR-1109	Planet Code
User Option Field	134 - 153	20	A/N	SNR-1110	Not to be used for communication between parties, specifically for user usage.
SNR Record Status	154 - 154	1*	A/N	SNR-2000	O, D, I, U O = Original, D = Delete, I = Insert, U = Update
Reserve	155 - 159	5	A/N	SNR-1103	
Closing Character	160 - 160	1*		SNR-9999	Must be "#" sign

PACKAGE LABEL RECORD - .plr

Field Name	Positions	Length	Data Type	Field Code	Description
Job ID	1 - 8	8 *k	A/N	PLR-1001	(Zero fill prior to numeric, if numeric only). See Header File's Job ID definition. Generally, this record is only used for Canada Post mailings
Container ID	9 - 14	6 *k	N	PLR-1006	(Zero fill prior to numeric, if numeric only). See Container Summary File's Container ID definition.
Package ID	15 - 20	6 *k	A/N	PLR-1012	The unique code for this package within this container. (zero fill prior to numeric, if numeric only). See Package Quantity File's Package ID definition.
City Name	21 - 48	28*	A/N	PLR-1101	Name of Canada Post city of delivery
Province Code	49 - 50	2*	A/N	PLR-1102	Name of Canadian Province of delivery
Postal Code	51 - 56	6	A/N	PLR-1103	Postal Code of Canada Post office of delivery; As necessary for Directs
PLR Record Status	57 - 57	1*	A/N	PLR-2000	O, D, I, U O = Original, D = Delete, I = Insert, U = Update
Reserve	58 - 67	10	A/N	PLR-1104	
Closing Character	68 - 68	1*		PLR-9999	Must be "#" sign

IJ / C RELATIONSHIP RECORD - .icr

Field Name	Positions	Length	Data Type	Field Code	Description
Job ID	1 - 8	8*k	A/N	ICR-1001	(Zero fill prior to numeric, if numeric only). See Header File's Job ID definition.
File Name	9 - 38	30*	A/N	ICR-1101	The agreed file name describing the content of the single transmitted file within which this container exists
Tape ID	39 - 44	6*	A/N	ICR-1102	The identifying A/N string for the tape within which this container exists. Use arbitrary sequence number if non-inkjet transmission. (zero fill prior to numeric, if numeric only)
Container ID	45 - 50	6*k	N	ICR-1006	(Zero fill prior to numeric, if numeric only). See Container Summary File's Container ID definition.
Beginning Record	51 - 58	8	N	ICR-1103	The record number of the first address on the file/tape that is for the container defined within this record. (zero fill prior to numeric)
Ending Record	59 - 66	8	N	ICR-1104	The record number of the last address on the file/tape that is for the container defined within this record (zero fill prior to numeric)
ICR Record Status	67 - 67	1*	A/N	ICR-2000	O, D, I, U O = Original, D = Delete, I = Insert, U = Update
Reserve	68 - 81	14	A/N	ICR-1105	
Closing Character	82 - 82	1*		ICR-9999	Must be "#" sign

PIECE BARCODE RECORD - .pbc

Field Name	Position	Length	Data Type	Field Code	Descriptions
Job ID	1 - 8	8 *k	A/N	PBC-1001	(zero fill prior to numeric, if numeric only). See Header File's Job ID definition.
PBC Unique ID	9 - 17	9*k	N	PBC -1002	(zero fill prior to numeric, if numeric only). Uniquely identifies each PBC record.
CQT Database ID	18 - 25	8*	N	PBC -1034	(Zero fill prior to numeric, if numeric only). See Container Quantity File's CQT Database ID definition.
Package ID	26 - 31	6*	A/N	PBC -1012	The unique code for this package within this container. (zero fill prior to numeric, if numeric only). See Package Quantity File's Package Id definition.
Barcode	32 - 65	34	A/N	PBC -1122	IMb or IMpb
Wasted or Shortage Piece Indicator	66 - 66	1	A/N	PBC -1117	"W" = Wasted piece produced but was spoiled; "S" = Shortage – piece NOT produced; X = Wasted piece and postage adjustment should NOT be triggered; T = Shortage pieces not produced and postage adjustment should NOT be triggered; "Blank" for all else
PBC Record Status	67 - 67	1	A/N	PBC -2000	O, D, I, U O = Original, D = Delete, I = Insert, U = Update
Closing Character	68 - 68	1		PBC-9999	Must be “#” sign

PIECE DETAIL RECORD - .pdr

Field Name	Position	Length	Data Type	Field Code	Descriptions
Job ID	1 - 8	8*k	A/N	PDR-1001	(Zero fill prior to numeric, if numeric only). See Header File's Job ID definition.
CQT Database ID	9 - 16	8*	N	PDR-1034	(Zero fill prior to numeric, if numeric only). See Container Quantity File's CQT Database ID definition.
Package ID	17 - 22	6*	A/N	PDR-1012	The unique code for this package within this container. note: may use "XXXXXX", if no packages created.) (zero fill prior to numeric, if numeric only)
Piece ID	23 - 44	22*k	A/N	PDR-1018	Unique ID of individual piece within mailing .(zero fill prior to numeric, if numeric only)
Piece Barcode	45 - 55	11	A/N	PDR-1108	Left Justify; numeric values of the applicable 5-Digit, 9-Digit, or 11-Digit Barcode for the specific piece If specifying a 5-digit or 9-digit barcode, then leave the rest of the field blank.
Line-Of-Travel Sequence Number	56 - 59	4	N	PDR-1114	Specific piece's L.O.T.-relative sequence number within ZIP+4
Line-Of-Travel Seq. Direction Code	60 - 60	1	A/N	PDR-1115	A = Ascending, D = Descending. Piece's LOT-relative code, if carrier walk its block-face ascending order
Walk Sequence Number	61 - 65	5	N	PDR-1116	"Relative" Walk Sequence number describing ranking within the carrier's actual delivery sequence

PIECE DETAIL RECORD - Continued					
Field Name	Position	Length	Data Type	Field Code	Descriptions
Wasted or Shortage Piece Indicator	66 - 66	1	A/N	PDR-1117	"W" = Wasted piece produced but was spoiled; "S" = Shortage – piece NOT produced; X = Wasted piece and postage adjustment should NOT be triggered; T = Shortage pieces not produced and postage adjustment should NOT be triggered; "Blank" for all else
Delivery Signature Confirmation ID	67 - 88	22	A/N	PDR-1119	Unique identifier associated with Delivery Confirmation and this piece.
IM™ Barcode	89 - 122	34	A/N	PDR-1122	To be used for IM™ barcode only. This field not to be used to specify PostNet Barcode alone; use the Piece Barcode field identified above for PostNet barcode alone.
Planet Code	123 - 135	13	A/N	PDR-1128	Planet Code

PIECE DETAIL RECORD - Continued					
Field Name	Position	Length	Data Type	Field Code	Descriptions
MLOCR Rate and Postage Marking	136 – 142	7	A/N	PDR-1123	<p>MLOCR rate and postage marking field as applied by MLOCR equipment. See Definition for further details.</p> <p>The following markings must be applied to each piece in the mailing when markings are applied by an MLOCR. These seven-character markings provide the automation rate marking information and additional information including the product month designator, MASS/<i>FAST forward</i> (FF) system identifier, manufacturer code, and rate marking information. The product month designator is the first character position and represents the product month of the USPS ZIP+4 Product installed with the system's lookup engine responsible for the ZIP+4 assignment. Each product month is designated by a character "A" through "L" (with "A" meaning January, "B" meaning February, etc.). The MASS/FF System Identifier is characters 2 through 4 and represents the certified system identifier responsible for the ZIP+4 assignment. There is a one-to-one relationship between the certified system serial number and the assigned identifier. The manufacturer code is the fifth character and is assigned at the manufacturer's discretion with one exception: the character "Z" is assigned when the mailpiece contains a delivery point barcode in the address block and the MLOCR does not perform a lookup but simply reproduces the address block barcode. The rate marking is represented in the last two characters according to the chart below. The applicable marking must appear on each mailpiece in one of the locations authorized under DMM sections 202 for letters, 302 for flats, or 402 for parcels.</p>

PIECE DETAIL RECORD - Continued																																																																																						
Field Name	Position	Length	Data Type	Field Code	Descriptions																																																																																	
					<div><div>Rate Marking</div><table><thead><tr><th>Letters</th><th>Flats</th><th>Rate And Postage Category</th></tr></thead><tbody><tr><td>P1</td><td>F1</td><td>Barcoded 1-ounce Permit Imprint</td></tr><tr><td>P2</td><td>F2</td><td>Barcoded 2-ounce Permit Imprint</td></tr><tr><td>P3</td><td>F3</td><td>Barcoded 3-ounce Permit Imprint</td></tr><tr><td>P4</td><td>F4</td><td>Barcoded 4-ounce Permit Imprint</td></tr><tr><td></td><td>F5</td><td>Barcoded 5-ounce Permit Imprint</td></tr><tr><td></td><td>F6</td><td>Barcoded 6-ounce Permit Imprint</td></tr><tr><td></td><td>F7</td><td>Barcoded 7-ounce Permit Imprint</td></tr><tr><td></td><td>F8</td><td>Barcoded 8-ounce Permit Imprint</td></tr><tr><td></td><td>F9</td><td>Barcoded 9-ounce Permit Imprint</td></tr><tr><td></td><td>F0</td><td>Barcoded 10-ounce Permit Imprint</td></tr><tr><td></td><td>FA</td><td>Barcoded 11-ounce Permit Imprint</td></tr><tr><td></td><td>FB</td><td>Barcoded 12-ounce Permit Imprint</td></tr><tr><td></td><td>FC</td><td>Barcoded 13-ounce Permit Imprint</td></tr><tr><td>51</td><td>MF</td><td>Barcoded 5-Digit Meter Postage Affixed - 1 ounce</td></tr><tr><td>52</td><td></td><td>Barcoded 5-Digit Meter Postage Affixed - 2 ounces</td></tr><tr><td>53</td><td></td><td>Barcoded 5-Digit Meter Postage Affixed - 3 ounces</td></tr><tr><td>54</td><td></td><td>Barcoded 5-Digit Meter Postage Affixed - 4 ounces</td></tr><tr><td>31</td><td>MT</td><td>Barcoded 3-Digit Meter Postage Affixed - 1 ounce</td></tr><tr><td>32</td><td></td><td>Barcoded 3-Digit Meter Postage Affixed - 2 ounces</td></tr><tr><td>33</td><td></td><td>Barcoded 3-Digit Meter Postage Affixed - 3 ounces</td></tr><tr><td>34</td><td></td><td>Barcoded 3-Digit Meter Postage Affixed - 4 ounces</td></tr><tr><td>A1</td><td>MD</td><td>Barcoded AADC Meter Postage Affixed - 1 ounce</td></tr><tr><td>A2</td><td></td><td>Barcoded AADC Meter Postage Affixed - 2 ounces</td></tr><tr><td>A3</td><td></td><td>Barcoded AADC Meter Postage Affixed - 3 ounces</td></tr><tr><td>A4</td><td></td><td>Barcoded AADC Meter Postage Affixed - 4 ounces</td></tr><tr><td>M1</td><td>MX</td><td>Barcoded Mixed AADC Meter Postage Affixed - 1 ounce</td></tr></tbody></table></div>	Letters	Flats	Rate And Postage Category	P1	F1	Barcoded 1-ounce Permit Imprint	P2	F2	Barcoded 2-ounce Permit Imprint	P3	F3	Barcoded 3-ounce Permit Imprint	P4	F4	Barcoded 4-ounce Permit Imprint		F5	Barcoded 5-ounce Permit Imprint		F6	Barcoded 6-ounce Permit Imprint		F7	Barcoded 7-ounce Permit Imprint		F8	Barcoded 8-ounce Permit Imprint		F9	Barcoded 9-ounce Permit Imprint		F0	Barcoded 10-ounce Permit Imprint		FA	Barcoded 11-ounce Permit Imprint		FB	Barcoded 12-ounce Permit Imprint		FC	Barcoded 13-ounce Permit Imprint	51	MF	Barcoded 5-Digit Meter Postage Affixed - 1 ounce	52		Barcoded 5-Digit Meter Postage Affixed - 2 ounces	53		Barcoded 5-Digit Meter Postage Affixed - 3 ounces	54		Barcoded 5-Digit Meter Postage Affixed - 4 ounces	31	MT	Barcoded 3-Digit Meter Postage Affixed - 1 ounce	32		Barcoded 3-Digit Meter Postage Affixed - 2 ounces	33		Barcoded 3-Digit Meter Postage Affixed - 3 ounces	34		Barcoded 3-Digit Meter Postage Affixed - 4 ounces	A1	MD	Barcoded AADC Meter Postage Affixed - 1 ounce	A2		Barcoded AADC Meter Postage Affixed - 2 ounces	A3		Barcoded AADC Meter Postage Affixed - 3 ounces	A4		Barcoded AADC Meter Postage Affixed - 4 ounces	M1	MX	Barcoded Mixed AADC Meter Postage Affixed - 1 ounce
Letters	Flats	Rate And Postage Category																																																																																				
P1	F1	Barcoded 1-ounce Permit Imprint																																																																																				
P2	F2	Barcoded 2-ounce Permit Imprint																																																																																				
P3	F3	Barcoded 3-ounce Permit Imprint																																																																																				
P4	F4	Barcoded 4-ounce Permit Imprint																																																																																				
	F5	Barcoded 5-ounce Permit Imprint																																																																																				
	F6	Barcoded 6-ounce Permit Imprint																																																																																				
	F7	Barcoded 7-ounce Permit Imprint																																																																																				
	F8	Barcoded 8-ounce Permit Imprint																																																																																				
	F9	Barcoded 9-ounce Permit Imprint																																																																																				
	F0	Barcoded 10-ounce Permit Imprint																																																																																				
	FA	Barcoded 11-ounce Permit Imprint																																																																																				
	FB	Barcoded 12-ounce Permit Imprint																																																																																				
	FC	Barcoded 13-ounce Permit Imprint																																																																																				
51	MF	Barcoded 5-Digit Meter Postage Affixed - 1 ounce																																																																																				
52		Barcoded 5-Digit Meter Postage Affixed - 2 ounces																																																																																				
53		Barcoded 5-Digit Meter Postage Affixed - 3 ounces																																																																																				
54		Barcoded 5-Digit Meter Postage Affixed - 4 ounces																																																																																				
31	MT	Barcoded 3-Digit Meter Postage Affixed - 1 ounce																																																																																				
32		Barcoded 3-Digit Meter Postage Affixed - 2 ounces																																																																																				
33		Barcoded 3-Digit Meter Postage Affixed - 3 ounces																																																																																				
34		Barcoded 3-Digit Meter Postage Affixed - 4 ounces																																																																																				
A1	MD	Barcoded AADC Meter Postage Affixed - 1 ounce																																																																																				
A2		Barcoded AADC Meter Postage Affixed - 2 ounces																																																																																				
A3		Barcoded AADC Meter Postage Affixed - 3 ounces																																																																																				
A4		Barcoded AADC Meter Postage Affixed - 4 ounces																																																																																				
M1	MX	Barcoded Mixed AADC Meter Postage Affixed - 1 ounce																																																																																				

PIECE DETAIL RECORD - Continued							
Field Name	Position	Length	Data Type	Field Code	Descriptions		
					Rate Marking		
					Letters	Flats	Rate And Postage Category
					M2		Barcoded Mixed AADC Meter Postage Affixed - 2 ounces
					M3		Barcoded Mixed AADC Meter Postage Affixed - 3 ounces
					M4		Barcoded Mixed AADC Meter Postage Affixed - 4 ounces
					11		Presorted Meter Postage Affixed - 1 ounce
					12		Presorted Meter Postage Affixed - 2 ounces
					13		Presorted Meter Postage Affixed - 3 ounces
					14		Presorted Meter Postage Affixed - 4 ounces
					S1		Precanceled \$0.15 Stamp Affixed (card)
					S2		Precanceled \$0.25 Stamp Affixed

PIECE DETAIL RECORD - Continued					
Field Name	Position	Length	Data Type	Field Code	Descriptions
					Standard Mail (Letter Only) <div> <div>PRICE MARKING</div> <div>PRICE AND POSTAGE CATEGORY</div> </div> PI Barcoded Regular Permit Imprint NI Barcoded Nonprofit Permit Imprint M5 Barcoded 5-Digit Meter Regular Postage Affixed* N5 Barcoded 5-Digit Meter Nonprofit Postage Affixed* M3 Barcoded 3-Digit Meter Regular Postage Affixed* N3 Barcoded 3-Digit Meter Nonprofit Postage Affixed* MA Barcoded AADC Meter Regular Postage Affixed* NA Barcoded AADC Meter Nonprofit Postage Affixed* MM Barcoded Mixed AADC Meter Regular Postage Affixed* NM Barcoded Mixed AADC Meter Nonprofit Postage Affixed* M8 Machinable AADC Meter Regular Postage Affixed* N8 Machinable AADC Meter Nonprofit Postage Affixed* M9 Machinable Mixed AADC Meter Regular Postage Affixed* N9 Machinable Mixed AADC Meter Meter Nonprofit Postage Affixed* SR Precanceled \$0.10 Regular Price Stamp Affixed SN Precanceled \$0.05 Nonprofit Stamp Affixed

PIECE DETAIL RECORD - Continued					
Field Name	Position	Length	Data Type	Field Code	Descriptions
Machine ID	143 - 146	4	A/N	PDR-1124	Machine ID of the machine at mailers location printing barcodes on the mail pieces. This field allows participants to identify the machine which applied the barcode on the mailpiece. When completed, this field will allow attribution of barcode quality to a single machine during the Seamless Acceptance postage assessment process.
Mailer ID of Barcode Applicator	147 - 155	9	A/N	PDR-1126	USPS assigned Mailer ID (MID) This field indicates through USPS MID who applied the IM™ barcode to each mail piece (e.g. Mail Owner, Mailing Agent, etc) . Completion of this field provides additional information used to attribute barcode quality.
Move Update Method	156 - 156	1	N	PDR-1127	This field is used to identify Move Update method at the postage statement level. 0 = None 1 = ACS 2 = NCOA ^{Link} 3 = FAST Forward 4 = Mailer Move Update Process Certification/Alternative method(99% rule, legal restraint, 100% newly acquired from addressee) 5 = Ancillary Service Endorsements 6 = Multiple 7 = Simplified/Occupant/Exceptional/Alternative Address Format - No move update method needed for this code 8 = OneCode ACS™
ACS Key Line Data	157 - 172	16	A/N	PDR-1129	Remove formatting characters as needed to make the data fit in this sixteen byte field.
PDR Record Status	173 - 173	1*	A/N	PDR-2000	O, D, I, U O = Original, D = Delete, I = Insert, U = Update

PIECE DETAIL RECORD - Continued					
Field Name	Position	Length	Data Type	Field Code	Descriptions
Reserve	174 - 179	6	A/N	PDR-1120	
Closing Character	180 - 180	1*		PDR-9999	Must be "#" sign

SPECIAL FEES/CHARGES RECORD - .sfr

Field Name	Position	Length	Data Type	Field Code	Description																																
Job ID	1 - 8	8*k	A/N	SFR-1001	(Zero fill prior to numeric, if numeric only). See Header File's Job ID definition.																																
CQT Database ID	9 - 16	8*	N	SFR-1006	(Zero fill prior to numeric, if numeric only). See Container Quantity File's CQT Database ID definition.																																
Piece ID	17 - 38	22*k	A/N	SFR-1018	Unique ID of individual piece within mailing (zero fill prior to numeric, if numeric only)																																
Service Type	39 - 40	2*k	A/N	SFR-1019	<p>If, applicable; Left Justify; Space Added Only one weight-variable fee/charge may be recorded on a single PDR record. Multiple "flat fee per piece" fees/charges may be recorded on one PDR record through the use of "Combination Codes." If there is a combination code that you'd like to use, but is not in the following list, please contact the Chief Editor.</p> <p>Cannot be "A" (= Base Postage); for eligible list, see Definitions Section</p> <table><tr><td>A = (Reserved)</td><td>B = Delivery Confirmation</td></tr><tr><td>D = Certified Mail</td><td>E = Insured</td></tr><tr><td>G = Return/Receipt/Merchandise</td><td>H = Return Receipt</td></tr><tr><td>J = COD</td><td>K = Certificate Of Mailing</td></tr><tr><td>M = Special Handling >10</td><td>N = Special Handling <10</td></tr><tr><td>P = "Balloon" Surcharge</td><td>Q = Residual Shape Surcharge</td></tr><tr><td>S = Presort Non-Std Surcharge</td><td>T = Merchandise Return Service</td></tr><tr><td>V = Registered with Ret Receipt</td><td>W = Ride-Along (with Periodical)</td></tr><tr><td>C = Signature Confirmation</td><td></td></tr><tr><td>F = Registered</td><td></td></tr><tr><td>I = Restricted Delivery</td><td></td></tr><tr><td>L = Customs</td><td></td></tr><tr><td>O = Single Piece Non-Std Surcharge</td><td></td></tr><tr><td>R = Non-Machinable Surcharge</td><td></td></tr><tr><td>U = Certified with Return Receipt</td><td></td></tr><tr><td>X = Parcel Air Lift</td><td></td></tr></table>	A = (Reserved)	B = Delivery Confirmation	D = Certified Mail	E = Insured	G = Return/Receipt/Merchandise	H = Return Receipt	J = COD	K = Certificate Of Mailing	M = Special Handling >10	N = Special Handling <10	P = "Balloon" Surcharge	Q = Residual Shape Surcharge	S = Presort Non-Std Surcharge	T = Merchandise Return Service	V = Registered with Ret Receipt	W = Ride-Along (with Periodical)	C = Signature Confirmation		F = Registered		I = Restricted Delivery		L = Customs		O = Single Piece Non-Std Surcharge		R = Non-Machinable Surcharge		U = Certified with Return Receipt		X = Parcel Air Lift	
A = (Reserved)	B = Delivery Confirmation																																				
D = Certified Mail	E = Insured																																				
G = Return/Receipt/Merchandise	H = Return Receipt																																				
J = COD	K = Certificate Of Mailing																																				
M = Special Handling >10	N = Special Handling <10																																				
P = "Balloon" Surcharge	Q = Residual Shape Surcharge																																				
S = Presort Non-Std Surcharge	T = Merchandise Return Service																																				
V = Registered with Ret Receipt	W = Ride-Along (with Periodical)																																				
C = Signature Confirmation																																					
F = Registered																																					
I = Restricted Delivery																																					
L = Customs																																					
O = Single Piece Non-Std Surcharge																																					
R = Non-Machinable Surcharge																																					
U = Certified with Return Receipt																																					
X = Parcel Air Lift																																					

SPECIAL FEES/CHARGES RECORD - Continued

Field Name	Position	Length	Data Type	Field Code	Description
Service "Stated Value"	41 - 50	10	N	SFR-1101	99999999v99; dollars/cents, rounded (decimal implied) The value of the single piece noted when applying for the Special Service
Service Fee	51 - 57	7*	N	SFR-1102	99999v99; dollars/cents, rounded (decimal implied) Actual Postal dollars & cents incurred in costs for the specific piece for the one or more fees or charges noted above.
Special Fees/Charges Services ID	58 - 79	22*	A/N	SFR-1103	Long Number unique for this set of services within the Job and Segment. Cannot mix services of two different IDs within the same record. (zero fill prior to numeric, if numeric only)
SFR Record Status	80 - 80	1*	A/N	SFR-2000	O, D, I, U O = Original, D = Delete, I = Insert, U = Update
Reserve	81 - 91	11	A/N	SFR-1104	
Closing Character	92 - 92	1*		SFR-9999	Must be "#" sign

MANIFEST INDIVIDUAL RECORD - .mir

Field Name	Position	Length	Data Type	Field Code	Descriptions
## -- If this record is part of a Mail.dat® file set which includes MPU records, then the following fields MUST be left blank.					
Job ID	1 - 8	8 *k	A/N	MIR-1001	(Zero fill prior to numeric, if numeric only). See Header File's Job ID definition.
Container ID	9 - 14	6 *k	N	MIR-1006	(Zero fill prior to numeric, if numeric only). See Container Summary File's Container ID definition.
Piece ID	15 - 36	22*k	A/N	MIR-1018	Unique ID of individual piece within mailing (zero fill prior to numeric, if numeric only)
MPU ID	37 - 41	5	A/N	MIR-1003	(Zero fill prior to numeric, if numeric only). See MPU File's MPU ID definition.
Piece Barcode	42 - 52	11	A/N	MIR-1113	Left justify; (99999_) If specifying a 5-digit or 9-digit barcode, then leave the rest of the field blank. Left Justify; Numeric values of the applicable 5-Digit, 9-Digit, or 11-Digit Barcode for the specific piece
Piece Zone	53 - 53	1	A/N	MIR-1102	(Package Services) L = Local (Priority/Periodicals/Pkg Services) 1 = Zone 1&2 (Periodicals) V = ADC (Priority/Per/Pkg Ser) 3, 4, 5, 6, 7, 8 = Zone 3, 4, 5, 6, 7, 8 (All) S = SCF D = DDU N = Not Zoned

MANIFEST INDIVIDUAL RECORD, continued					
Field Name	Position	Length	Data Type	Field Code	Descriptions
Piece Destination Entry	54 - 54	1	A/N	MIR-1114	B = DNDC, S = DSCF, D = DDU A = DADC, O = OptNDC (no DNDC) P = TBD, Q = TBD N = None
Package Level	55 - 55	1	A/N	MIR-1118	<u>USPS</u> A = Firm M = MxAADC B = Carrier Route N = reserve C = 5-Digit O = Working D = Unique 3-Digit P = reserve E = reserve Q = reserve F = 3 Digit R = Parcel L = MxADC G = reserve S = Multi-piece parcel H = ADC T = 3D Scheme I = AADC U = 5D Scheme plus L007 J = reserve V = NDC K = Origin MxADCW = 5-Digit Super Scheme <u>Alternate Delivery:</u> X = Carrier Route Y = Basic <u>Canadian/Foreign:</u> 1 = Urban Direct 2 = Rural Direct 3 = Station 4 = City 5 = DCF 6 = FCP 7 = Residual 8 = Foreign

MANIFEST INDIVIDUAL RECORD, continued					
Field Name	Position	Length	Data Type	Field Code	Descriptions
Package Zip Code	56 - 61	6	A/N	MIR-1119	The 5-digit, 3-digit, 6-character or 6-alpha destination of the package defined in the record. Left Justify. For a Package Service parcel presort the Parcel Piece is the "package"; therefore, populate with the 5-digit of the parcel. US = (99999_), or (888____) CAN = (A1A9Z9) Default for containers with no ZIP or Postal Code or <i>International</i> : CANADA = Canadian AOFRGN = all other foreign MEXICO = Mexico USA = U.S. Domestic
Piece Carrier Route Code	62 - 65	4	A/N	MIR-1120	Ex: C001 example: C999, R999, B999, H999 as applicable
Piece Weight	66 - 71	6	N	MIR-1103	## 999v999; pounds (rounded), decimal implied
Postage Class	72 - 72	1	A/N	MIR-1104	## (See previous - MPU)
Processing Category	73 - 74	2	A/N	MIR-1106	## (See previous - MPU)

MANIFEST INDIVIDUAL RECORD, continued					
Field Name	Position	Length	Data Type	Field Code	Descriptions
Rate Type	75 - 75	1	A/N	MIR-1105	<p>The special rate type that applies to this Mail Piece Unit</p> <p>R = Regular (US/MEX/CAN) N = Nonprofit</p> <p>L = Library</p> <p>S = Science of Agriculture C = Classroom</p> <p>P = Parcel Post</p> <p>B = Bound Printed Matter A = Alt Delivery</p> <p>F = Media</p> <p>T = Priority E = Priority Mail Flat (fixed) - Rate Envelope</p> <p>D = Parcel Select G = Priority Mail Flat (fixed) - Rate Box</p> <p>X = Other J = Priority Mail Flat - Large Box</p> <p>K = Priority Mail Flat - Large Box APO/FPO</p> <p>O = Priority Mail Flat - Small Box</p> <p>W = Science of Agriculture Limited Circulation</p> <p>Y = Regular Limited Circulation</p> <p><i>International: 1 = UA, 2 = UL, 3 = UM, 4 = UR</i></p> <p><i>(Letters - AO) (Letters - LC) (Letters - M) (Letters- Registered)</i></p>
Rate Category	76 - 77	2*	A/N	MIR-1121	(See previous definition for the same field in CQT file)
Piece Postage	78 - 84	7	N	MIR-1107	9999v111; dollars, rounded, decimal implied.

MANIFEST INDIVIDUAL RECORD, continued

Field Name	Position	Length	Data Type	Field Code	Descriptions
Barcode Discount Or Surcharge Indicator	85 - 85	1	A/N	MIR-1108	(See previous definition for the same field in CQT file)
Parcel Rate Adjustment	86 - 86	1*	A/N	MIR-1109	Y = Yes, N = No, O = Other
"Wasted Piece" Indicator	87 - 87	1	A/N	MIR-1112	Y = piece NOT produced; "blank" for all else
Delivery Signature Confirmation ID	88 - 109	22	A/N	MIR-1115	Unique identifier associated with Delivery Confirmation and this piece
Line-Of-Travel Sequence Number	110 - 113	4	N	MIR-1122	
Line-Of-Travel Seq. Direction Code	114 - 114	1	A/N	MIR-1123	
Walk Sequence Number	115 - 119	5	N	MIR-1124	
Piece Length	120 - 126	7	N	MIR-1125	## 999v9999; inches, rounded (decimal point implied)
Piece Width	127 - 132	6	N	MIR-1126	## 99v9999; inches, rounded (decimal point implied)
Piece Thickness	133 - 138	6	N	MIR-1127	## 99v9999; inches, rounded (decimal point implied)
IM™ Barcode	139 - 172	34	A/N	MIR-1128	To be used for IM™ barcode only. This field not to be used to specify PostNet Barcode alone; use the Piece Barcode field identified above for PostNet barcode. The IM™ Barcode shall remain unique for 45 days.
Planet Code	173 - 185	13	A/N	MIR-1137	Planet Code
Primary Payer MPA ID	186 - 195	10*	A/N	MIR-1129	(See previous - MPA)
Secondary Payer MPA ID	196 - 205	10	A/N	MIR-1130	(See previous - MPA)

MANIFEST INDIVIDUAL RECORD, continued

Field Name	Position	Length	Data Type	Field Code	Descriptions
Surcharge	206 - 206	1	A/N	MIR-1131	<p>Surcharges applicable to the this MPU:</p> <p>N = Not Oversized, O = Single PC Non-Std Surcharge</p> <p>P = Balloon Surcharge, Q = Residual Shape Surcharge</p> <p>R = Non-Mach Surcharge, S = Presort Non-Std Surcharge D = Dim Weight,</p> <p>1 = Parcel > 84" ≤ 108" 2 = Parcel > 108" ≤ 130</p> <p>Regarding Machinability; a single MPU will be used to describe the nature of the mail piece:</p> <ul style="list-style-type: none"> - The MPU - Surcharge field to indicate overall nature of the pieces physical characteristics. - The CSM - Machinable Mail Piece field indicates surcharge as applicable to respective container and need for Machinable or Manual on respective container label. - Two MPUs (and associated CPTs) may be necessary to communicate a mailing, not just CPTs ## (see previous - MPU)
Pre-denominated Amount	207 - 211	5	N	MIR-1132	9999v9 cents (decimal implied)
Postage Affixed Type	212 - 212	1	A/N	MIR-1133	S = Stamp M = Meter
Weight Source	213 - 213	1	A/N	MIR-1134	<p>Source of Piece Weight</p> <p>A = Agent (real-time) C = Calculated (USPS formula)</p> <p>P = Postal (clerk) L = Logical (implied from rate)</p>

MANIFEST INDIVIDUAL RECORD, continued

Field Name	Position	Length	Data Type	Field Code	Descriptions
Weight Status	214 - 214	1	A/N	MIR-1135	Status of weight data N = None Given, P = Pending, F = Final M = Manifest Weight as function of Rate Interval (not actual)
Package ID	215 - 220	6	A/N	MIR-1012	The unique code for this package within this container.
MIR Record Status	221 - 221	1*	A/N	MIR-2000	O, D, I, U O = Original, D = Delete, I = Insert,
Reserve	222 - 245	24		MIR-1116	
Closing Character	246 - 246	1*		MIR-9999	Must be "#" sign

MANIFEST SUMMARY RECORD - .msr

Field Name	Position	Length	Data Type	Field Code	Descriptions
Job ID	1 - 8	8 *k	A/N	MSR-1001	(Zero fill prior to numeric, if numeric only). See Header File's Job ID definition.
Segment ID	9 - 12	4 *k	A/N	MSR-1002	(Zero fill prior to numeric, if numeric only). See Segment File's Segment ID definition.
Pallet/Cage Type	13 - 13	1 *k	A/N	MSR-1020	P = Pallet; C = Cage; N = Not Applicable
Pallet/Cage ID	14 - 18	5 *k	A/N	MSR-1021	(zero fill prior to numeric, if numeric only) "XXXXX" = No Pallet, No Cage (only if prior byte = "N")
Pallet/Cage CIN Code	19 - 21	3	N	MSR-1101	CIN code for the Pallet or Cage
Tray/Sack Type	22 - 22	1 *k	A/N	MSR-1022	O = One Ft Tray; T = Two Ft Tray; E = EMM; F = Flat Tub; S = Sack
Tray/Sack ID	23 - 28	6 *k	A/N	MSR-1023	Unique identifier for the respective Tray or Sack; must be unique within Job ID. (zero fill prior to numeric, if numeric only)
Tray/Sack CIN Code	29 - 31	3 *	N	MSR-1102	The CIN code for the Tray or Sack.
Piece Range-Set CIN Code	32 - 34	3 *	N	MSR-1103	The CIN code for the piece range-set.
Piece Range-Set Zip Code	35 - 39	5 *	A/N	MSR-1104	The Zip Code for the piece range-set..Five Digit of first piece in Range-Set
Piece Range-Set CR	40 - 43	4	A/N	MSR-1105	The carrier route of the piece range-set (C001).
Piece Range-Set Zone	44 - 44	1	A/N	MSR-1106	The zone for the piece range-set.
Piece Range-Set Postage	45 - 51	7 *	N	MSR-1107	The postage applicable to the piece range-set 9999v999 dollars (decimal implied)

MANIFEST SUMMARY RECORD, continued					
Field Name	Position	Length	Data Type	Field Code	Descriptions
Piece Range-Set Weight	52 - 57	6 *	N	MSR-1108	The accumulated weight of the piece range-set 999v999 pounds (decimal implied)
Piece Range-Set Physical Space	58 - 63	6 *	N	MSR-1109	The linear distance occupied by the piece range-set 999v999 inches (decimal point implied)
Piece Range-Set First Sequence Number	64 - 70	7 *	N	MSR-1110	The piece number of the first piece within this piece range-set.
Piece Range-Set Count	71 - 73	3 *	N	MSR-1111	The quantity in this piece range-set.
Piece Range-Set One Ounce Qty	74 - 76	3	N	MSR-1112	The quantity of one ounce pieces in this piece range-set.
Piece Range-Set Two Ounce Qty	77 - 79	3	N	MSR-1113	The quantity of two ounce pieces in this piece range-set.
Piece Range-Set Three Ounce Qty	80 - 82	3	N	MSR-1114	The quantity of three ounce pieces in this piece range-set.
Piece Range-Set Four Ounce Qty	83 - 85	3	N	MSR-1115	The quantity of four ounce pieces in this piece range-set.
Piece Range-Set Five Ounce Qty	86 - 88	3	N	MSR-1116	The quantity of five ounce pieces in this piece range-set.
Piece Range-Set Six Ounce Qty	89 - 91	3	N	MSR-1117	The quantity of six ounce pieces in this piece range-set.
Piece Range-Set Seven Ounce Qty	92 - 94	3	N	MSR-1118	The quantity of seven ounce pieces in this piece range-set.
Piece Range-Set Eight Ounce Qty	95 - 97	3	N	MSR-1119	The quantity of eight ounce pieces in this piece range-set.
Piece Range-Set Nine Ounce Qty	98 - 100	3	N	MSR-1120	The quantity of nine ounce pieces in this piece range-set.
MANIFEST SUMMARY RECORD, continued					

Field Name	Position	Length	Data Type	Field Code	Descriptions
Piece Range-Set Ten Ounce Qty	101 - 103	3	N	MSR-1121	The quantity of ten ounce pieces in this piece range-set.
Piece Range-Set Eleven Ounce Qty	104 - 106	3	N	MSR-1122	The quantity of eleven ounce pieces in this piece range-set.
Piece Range-Set Twelve Ounce Qty	107 - 109	3	N	MSR-1123	The quantity of twelve ounce pieces in this piece range-set.
Piece Range-Set Thirteen Ounce Qty	110 - 112	3	N	MSR-1124	The quantity of thirteen ounce pieces in this piece range-set.
Waste Quantity	113 - 115	3	N	MSR-1125	The quantity within the range-set that was not produced successfully
MPA - Unique Sequence/Grouping ID	116 - 125	10	A/N	MSR-1127	(zero fill prior to numeric, if numeric only) Unique identifier for the respective MPA within an MPU. Establishes the set of MPU pieces on one Postage Statement
MSR Record Status	126 - 126	1*	A/N	MSR-2000	O, D, I, U O = Original, D = Delete, I = Insert, U = Update
Reserve	127 - 143	17	A/N	MSR-1126	
Closing Character	144 - 144	1*		MSR-9999	Must be "#" sign

POSTAGE STATEMENT RECORD - .psr

Field Name	Positions	Length	Data Type	Field Code	Description
Job ID	1-8	8*k	A/N	PSR-1001	(zero fill prior to numeric, if numeric only). See Header File's Job ID definition.
PSR Unique ID	9 - 14	6*k	N	PSR-1002	Unique Record Identifier, uniquely identifies every record in this PSR file.
Mailing Facility	15 - 24	10*	A/N	PSR -1101	Where mail is verified, usually a Zip + 4 or USPS created ID, such as CRID
User Postage Statement ID	25 - 34	10*	A/N	PSR -1102	User generated and tracked ID that identifies a unique postage statement
Periodicals Issue Date	35 - 42	8	N	PSR -1103	See definition under MPU file.
Postage Statement Form ID	43 - 52	10	A/N	PSR -1104	Postage Statement identification, e.g., PS-3541
Container Ready to Pay Transaction identifier	53 - 58	6*	N	PSR -1105	A sequence number which ties one or more PSR records with one or more CSM records
USPS Postage Statement ID	59 - 68	10	N	PSR -1106	USPS generated id that identifies a unique postage statement.
Postage Statement Date of Mailing	69 – 76	8	N	PSR -1107	Date when postage Statement is to be finalized
Periodicals Issue Number	77 - 82	6	A/N	PSR -1108	See definition under CPT file.
Periodicals Volume Number	83 - 87	5	A/N	PSR -1109	See definition under CPT file.
Customer Reference ID	88 - 127	40	A/N	PSR -1110	See definition under MPA file.
Federal Agency Cost Code	128 - 132	5	A/N	PSR -1111	See definition under MPA file.
Mail Owner's Lcl Permit Ref Num / Int'l Bill Num	133 - 140	8	N	PSR -1112	See definition under MPA file.

POSTAGE STATEMENT RECORD, continued

Field Name	Positions	Length	Data Type	Field Code	Description
Mail Owner's Lcl Permit Ref Num / Int'l Bill Num - Type	141 - 141	1	A/N	PSR -1113	See definition under MPA file.
Permit Number	142 - 149	8	A/N	PSR-1114	See definition under MPA file.
Permit ZIP Code + 4	150 - 160	11	A/N	PSR-1115	See definition under MPA file. MPA currently support a 9 digit Zip Code.
Postage Payment Method	161 - 161	1	A/N	PSR-1116	See definition under MPA file.
USPS Publication Number	162 - 170	9	A/N	PSR-1117	See definition under MPA file.
Rate Type	171 - 172	2	A/N	PSR-1118	See definition under CPT file.
CPT Class	173 - 173	1	A/N	PSR-1119	See definition under CPT file.
CPT Processing Category.	174 - 175	2	A/N	PSR-1120	See definition under CPT file. The only case where you can have multiple processing categories on one statement is First-Class Letters with Cards. This is different from DMM requirements.
Container and Bundle Charge Method	176 - 176	1	A/N	PSR-1121	See definition under SEG file.
Standard Mail Sacking Criteria					
Basic - ECR	177 - 178	2	A/N	PSR-1122	See definition under SEG file
3-Digit or 5-Digit	179 - 180	2	A/N	PSR-1123	
Basic	181 - 182	2	A/N	PSR-1124	
Package Service, Media Mail and Library Mail Sacking Criteria					
CR	177 - 178	2	A/N		
3-Digit or 5-Digit	179 - 180	2	A/N		
Basic	181 - 182	2	A/N		
Package Services Packaging Criteria	183 - 184	2	A/N	PSR-1125	See definition under SEG file
Automation Coding Date	185 - 192	8	N	PSR-1126	See definition under SEG file
Carrier Route Coding Date	193 - 200	8	N	PSR-1127	See definition under SEG file
Carrier Route Sequencing Date	201 - 208	8	N	PSR-1128	See definition under SEG file

POSTAGE STATEMENT RECORD, continued

Field Name	Positions	Length	Data Type	Field Code	Description
Postage grouping ID	209 - 216	8	A/N	PSR-1129	See definition under CSM file
Rate Schedule	217 - 217	1	A/N	PSR-1130	See definition under MPU file
User Option Field	218 - 237	20	A/N	PSR-1131	Not to be used for communication between parties, specifically for user usage.
PSR Record Status	238 - 238	1*	A/N	PSR-2000	O, D, I, U – O = original ; D = Delete; I = Insert; U = Update
Reserve	239 - 249	11	A/N	PSR-1132	
Closing Character	250 - 250	1*		PSR-9999	Must be # sign

POSTAGE ADJUSTMENT RECORD - .par

Field Name	Position	Length	Data Type	Field Code	Descriptions
Job ID	1 - 8	8 *k	A/N	PAR-1001	(Zero fill prior to numeric, if numeric only). See Header File's Job ID definition.
Segment ID	9 - 12	4 *k	A/N	PAR-1002	(Zero fill prior to numeric, if numeric only). See Segment File's Segment ID definition.
Mail Piece Unit ID	13 - 17	5 *k	A/N	PAR-1003	(Zero fill prior to numeric, if numeric only). See MPU File's MPU ID definition.
Component ID	18 - 25	8 *k	A/N	PAR-1004	(Zero fill prior to numeric, if numeric only). See Component File's Component ID definition.
Sequence Number	26 - 28	3 *k	N	PAR-1024	A unique number differentiating this PAR record from any other for this JOB, SEG, MPU and CPT.
PSR Unique Record Identifier	29-34	6	N	PAR-1125	Ties to Postage Statement Record
Rate Type	35 - 36	2	A/N	PAR-1126	Rate types defined in MPU and Component
User Postage Statement ID	37 - 46	10	A/N	PAR-1127	User defined postage statement ID
USPS Postage Statement ID	47 - 56	10	N	PAR-1128	USPS defined postage statement ID
Date	57 - 64	8 *	N	PAR-1101	YYYYMMDD
Adjustment Type	65 - 66	2 *	N	PAR-1102	1 = Re-Order in excess of tolerance, 3 = Spoilage, 2 = "Average Remail" Add-on, 4 = Shortage
Adjustment Amount	67 - 75	9 *	N	PAR-1103	999999v111; dollars, decimal implied
Credit/Debit Indicator	76 - 76	1 *	A/N	PAR-1104	C = Credit; D = Debit
Total Pieces Affected	77 - 84	8	N	PAR-1106	("0" [zero] is a permitted value)
User Comments	85 - 103	19	A/N	PAR-1105	Free form field for user notes

POSTAGE ADJUSTMENT RECORD, continued					
Field Name	Position	Length	Data Type	Field Code	Descriptions
Adjustment Status	104 - 104	1	A/N	PAR-1108	Blank = Not Closed; R = Ready To Pay; X = Paid; C = Cancel P = Preliminary Postage Statement T = Transportation Information Update, if after "R"
MPA - Unique Sequence/Grouping ID	105 - 114	10*	A/N	PAR-1109	(zero fill prior to numeric, if numeric only) Unique identifier for the respective MPA within an MPU. Establishes the set of MPU pieces on one Postage Statement
User Option Field	115 - 134	20	A/N	PAR-1129	Not to be used for communication between parties, specifically for user usage.
PAR Record Status	135 - 135	1*	A/N	PAR-2000	O, D, I, U O = Original, D = Delete, I = Insert, U = Update
Reserve	136 - 149	14	A/N	PAR-1107	
Closing Character	150 - 150	1*		PAR-9999	Must be "#" sign

This Page Intentionally Left Blank

Mail.dat® - Special Usage Scenarios

As noted earlier, Mail.dat® is a database designed to support the full range of possible mailing presentations. Considering this flexibility, some situations, or scenarios, are more challenging than others. The following are examples of how the most common scenarios are supported when using Mail.dat. Other scenarios may come to the user's attention; if not documented here, feel free to contact the IDEAlliance for further information. The scenarios are documented by record type (.hdr = Header, etc) and by Field Name.

These scenarios do not describe all of the legitimate uses of the files and fields they incorporate and should not be interpreted to imply that they reflect the only acceptable representations of the data for these scenarios.

CLOSING TRANSACTIONS (Individual Containers)

This scenario serves to close individual containers and make them available for electronic acceptance. This container specific scenario can occur as described, or an alternate scenario would be to close all containers in a mailing at the same time, simply by sending a replacement of the entire file

Uniquely Affected Fields

.hdr - Mail Piece Unit Record Count:	will equal number of MPU records transmitted
Mail Piece Unit Record Status:	C, for Change or U, for Update of individual records
Component Record Count:	will equal number of CPT records transmitted
Component Record Status:	C, for Change or U, for Update of individual records
Container Summary Record Count:	will equal number of CSM records transmitted
Container Summary Record Status:	C, for Change or U, for Update of individual records
Container Quantity Record Count:	will equal number of CQT records transmitted
Container Quantity Record Status:	C, for Change or U, for Update of individual records
.mpu - MPU - Weight:	may vary with update
MPU - Weight: Source:	possibly vary with update
MPU - Weight: Status:	will vary with update
MPU - Ad Percentage:	may vary with update
MPU - Ad Percentage: Status:	will vary with update
.cpt - CPT - Weight:	may vary with update
CPT - Weight: Source:	possibly vary with update
CPT - Weight: Status:	will vary with update
CPT - Ad Percentage:	may vary with update
CPT - Ad Percentage: Status:	will vary with update
.csm - (only the following fields can be changed if previously submitted as Verification or Transportation Plan Mail.dat)	
Entry Point for Entry Discount - Postal Code:	may vary with update
Entry Point for Entry Discount - Facility Type:	may vary with update
Entry Point - Actual/Physical - Postal Code:	may vary with update
Entry Point - Actual/Physical - Facility Type:	may vary with update
Truck or Dispatch number:	may vary with update
Reservation Number:	may vary with update
Container Ship Date:	may vary with update
Container Status:	Must be "R", for Ready To Pay Postage In the event that a subsequent Full Fill transmission is necessary, any previously paid containers would have an "X" in this field
.cqt - (only the following fields can be changed if previously submitted as Verification or Transportation Plan Mail.dat)	
Zone/Destination Entry:	may vary with update

SELECTIVE BINDING

This scenario accommodates multiple Mail Piece Units IDs within the same mail stream. If a list processor and mailing facility never produce complex mailings, such as a periodical with a First Class enclosure, then the Component File may be no more than one corresponding Component record for each Mail Piece Unit record. Many of these fields, although not required, are standardized for the benefit of that set of users requiring the associated level of detail.

Uniquely Affected Fields

.hdr - Mail Piece Unit Record Count:	will equal number of Mail Piece Unit records
Component Record Count:	will equal number of Component records
.mpu - Mail Piece Unit ID:	will be a variable; forces additional record
MPU - Dimensions:	may vary with ID
MPU - Ad Percent:	may vary with ID
MPU - Class & Rate Type:	may vary with ID
MPU - Processing Category:	may vary with ID
Walk Seq & 5D Scheme Update Date:	may vary with ID
.mcr - MPU ID:	will be a variable; forces additional records
Component ID:	may be a variable; forcing additional records
.mpa - MPA ID:	may be a variable; forcing additional records
USPS Publication Number:	may vary with ID
Permit Number, City, State, ZIP+4:	may vary with ID
Mail Owner's Reference Number:	may vary with ID
Postage Payment Option:	may vary with ID
Customer reference ID:	may vary with ID
Postage Payment Method:	may vary with ID
Pre-Denominated Amount:	may vary with ID
.cpt - Component ID:	may be a variable; forcing additional records
Component - Dimensions:	may vary with ID
Component - Ad Percent:	may vary with ID
Component - Class & Rate Type:	may vary with ID
Component - Processing Category:	may vary with ID
.cqt - Mail Piece Unit ID:	will be a variable; forces additional record
Sub/Non-Sub:	may vary with ID

PERIODICALS WITH FIRST CLASS OR STANDARD MAIL ENCLOSURE

These scenarios accommodate the potential multiple elements possible when an enclosure (First or Standard Class) is mailed within a Periodical mailing. Each "mail piece" consists of multiple entities that, while managed in some aspects as one element, are actually different in class, postal rate structure and marketing characteristics. Therefore, Mail.dat® will differentiate the sub components through the use of the Mail Piece Unit, MPU / C Relationship and Component records.

Uniquely Affected Fields

.hdr -	Mail Piece Unit Record Count: Component Record Count:	will equal number of Mail Piece Units will equal number of identified components across the mailing
.seg -	Class Defining Preparation:	Class of the primary component; this scenario = Periodicals
.mpu -	Mail Piece Unit ID: MPU Class:	will be a variable; forces additional records "2" for Periodicals
.mcr -	MPU ID: Component ID: Host Statement CPT ID Host Indicator for Ad Computation	will be a variable; forces additional records will be a variable; forcing additional records will be a variable; forcing additional records will be a variable; forcing additional records
.cpt -	Component ID: Component - Class: Component - Rate Type: Periodical Ad% Treatment:	will be a variable; forcing additional records Enclosure is "1" or "3" & Periodical is "2" Enclosure is "R" or "Z" & Periodical varies based on its nature Carries own Ad % is "S", Ad% not counted is "B", Not applicable "N"
.cqt -	Mail Piece Unit ID:	will be a variable; forces additional records

Treatment within the Component Record of various types of enclosures & attachments

#	Component Type	Description / Disposition	Class (80)	Rate Type (81)	Ad% Treatment (82)
#1	Bill / Invoice	Related to host piece; treated as Incidental First Class, Ad% = 100	1	Z	S
#2	First Class Attachment / Enclosure	Not related to host piece; treated as Non-Incidental First Class	1	R	N
#3	Periodicals Supplement	Treated as part of the Periodicals host piece	2	Z	S
#4	Renewal Notice	Related to host piece; weight of piece included in total weight of host	3	Z	B
#5	Standard Attachment / Enclosure	Not related to host piece; treated as Standard Mail Piece	3	R (or N)	N

PERIODICAL WITH FIRST CLASS OR STANDARD MAIL ENCLOSURE, continued

Each "Periodical edition with enclosure" will be a specific Mail Piece Unit ID. However, there will be at least two Component records for that combination. For example;

The first Component record, sharing the specified Mail Piece Unit ID, has a Component ID specific for the Periodical.
The second Component record, with the same Mail Piece Unit ID, has a Component ID specific to the enclosure.

The MPU / C Relationship records link the components to the appropriate Mail Piece Unit.

With this detail it is possible to account for the presence of the mail piece and all of its constituent parts.

Example:

Two Periodical editions: NW (one part) and SE (two parts). One sister publication: SIS. Two different enclosures: RN and LC

Therefore: MPU IDs are: A = NW-RN B = NW-SIS-LC C = NW-RS D = SE-LC

Component IDs are:

- 10 = Component: Periodical NW
- 11 = Component: Periodical SE (Part 1)
- 12 = Component: Periodical SE (Part 2)
- 13 = Component: Periodical SIS
- 14 = Component: enclosure RN (this is a renewal notice for the host)
- 15 = Component: enclosure RS (this is a Standard Mail non-Ride Along piece)
- 16 = Component: enclosure LC (this is a bill / invoice for the host)

MPU / C Relationships are: A = 10, A = 14; B = 10, B = 13, B = 16; C=10, C=15; D=11, D=12, D=16

This permits the differentiation between components according to Class, rate, weight, etc.

One benefit of this approach is detail retention. The Component ID can be used as a select criterion to interrogate Mail.dat® for such detail as how many of the ABC enclosure are to be used within this campaign, regardless of the variety of Periodical editions in which it runs.

Scenarios (Treatment within the MPU/C Relationship Record)

A – NW publication with enclosed renewal notice; enclosure is related to the host piece and the enclosure weight is included in the total weight.

MPU ID	CPT ID	Host Statement CPT ID	Host Indicator for Ad Computation
1	10	10	Y
1	14	10	N

#2 – NW publication with enclosed sister publication and invoice for host; invoice is related to the host piece.

MPU ID	CPT ID	Host Statement CPT ID	Host Indicator for Ad Computation
2	10	10	Y
2	13	13	N
2	16	10	Y

PERIODICAL WITH FIRST CLASS OR STANDARD MAIL ENCLOSURE, continued

#3 – NW publication with enclosed Standard Mail piece; the enclosure does not meet the Ride Along requirements, so postage is paid on a separate 3602.

MPU ID	CPT ID	Host Statement CPT ID	Host Indicator for Ad Computation
3	10	10	Y
3	15	15	N

#4 – SE publication with enclosed invoice for host; invoice is related to the host piece.

MPU ID	CPT ID	Host Statement CPT ID	Host Indicator for Ad Computation
4	11	11	Y
4	12	11	Y
4	16	11	Y

PERIODICALS WITH RIDE-ALONG ENCLOSURE

The USPS permits a single piece of Standard mail to accompany a Periodical mailing at the special Ride-Along rate if certain conditions are met. In general, a Ride-Along is restricted by weight (a maximum of 3.3 ounces under DMM 56), it may not be larger than the host piece, it may be attached or enclosed, the host piece must be properly endorsed, and the final mail piece must meet certain mail-processing requirements, such as being of uniform thickness. See the DMM for particulars.

It is important to note that, although only one Ride-Along is permitted in a mailing, there may be multiple versions, or editions, of the host. It is therefore possible for a mailing to consist of multiple editions, some which are accompanied by a Ride-Along and some of which are not. Thus, in a mailing including a Ride-Along, we will have a single component record describing the Ride-Along and one or more component records, each of which represents an edition that may or may not be accompanied by the Ride-Along component. Each unique combination of Periodical version and Ride-Along (or no Ride-Along) is a discrete mail piece that is identified with a distinct Mail Piece Unit record. The individual component records for each of the elements comprising an MPU are related to that record by means of MPU/C Relationship records. The following illustrates how these relationships are rendered via Mail.dat.

For purposes of illustration, let's assume a mailing that consists of two versions (editions) of the host Periodical and one Ride-Along piece. This gives us the following components:

Component ID:	1 = Component: Periodical version 1
	2 = Component: Periodical version 2
	3 = Component: Ride-Along

Now, let's assume that a Ride-Along always accompanies version 1 of the Periodical, but only accompanies some of the version 2 copies. This yields the following possibilities, each of which is a separate MPU:

MPU ID:	A = MPU: Version 1, including the Ride-Along (component 1 + 3)
	B = MPU: Version 2, including the Ride-Along (component 2 + 3)
	C = MPU: Version 2, with no Ride-Along (component 2)

The MPU/C Relationship records link the components to the appropriate Mail Piece Unit. In addition to other key information (header and segment) each record contains the key for the MPU and the key for one of the components that comprise it. For our limited example, this gives us the following set of MPU/C Relationship records:

MPU / C Relationships:	A -> 1; A -> 3; B -> 2; B -> 3; C -> 2
------------------------	--

One benefit of this approach is detail retention. The Component ID can be used as a selection criterion to interrogate Mail.dat; for example, to determine how many Ride-Alongs are required across the mailing job, regardless of the Periodical editions in which it might be enclosed.

Uniquely Affected Fields

.hdr - Mail Piece Unit Record Count: Component Record Count: MPU / C Relationship Record Count:	will equal number of Mail Piece Units will equal number of identified components across the mailing will equal sum of all components that comprise all MPUs in all segments
.seg - Class Defining Preparation:	Class of the primary component; this scenario = Periodicals
.mpu - Mail Piece Unit ID: MPU Class: MPU Rate Type:	will be a variable; forces additional records “2” for Periodicals Periodical rate type (Regular, Nonprofit, etc.)
.mcr - MPU ID: Component ID: Host Statement CPT ID Host Indicator for Ad Computation	will be a variable; forces additional records will be a variable; forcing additional records will be a variable; forcing additional records will be a variable; forcing additional records
.mpa - USPS Publication Number: Postage Payment Option: Customer reference ID:	Ride-Along is paid via the Periodicals account may vary with ID may vary with ID
.cpt - Component ID: Periodical Component - Ad %: Component - Class: Component - Rate Type: Periodical Ad% Treatment:	will be a variable; forcing additional records will vary with ID – ad % is zero for Ride-Along component Ride-Along is “2” & Periodical is “2” Ride-Along is “H” & Periodical varies based on its nature Ride-Along is “N” & Periodical is “S”
.cqt - Mail Piece Unit ID:	will be a variable; forces additional records

Scenarios (Treatment within the MPU/C Relationship Record)

A – MPU: Version 1, including the Ride-Along (component 1 + 3)

MPU ID	CPT ID	Host Statement CPT ID	Host Indicator for Ad Computation
1	1	1	Y
1	3	1	N

B – MPU: Version 2, including the Ride-Along (component 2 + 3)

MPU ID	CPT ID	Host Statement CPT ID	Host Indicator for Ad Computation
2	2	2	Y
2	3	2	N

C – MPU: Version 2, with no Ride-Along (component 2)

MPU ID	CPT ID	Host Statement CPT ID	Host Indicator for Ad Computation
3	2	2	Y

PERIODICALS Ad % BASIS EXAMPLES

This scenario contains the procedure for using the advertising percentage basis in Mail.dat

Advertising Percentage Basis and the Mail.dat file

The IDEAlliance and the MTAC 99 and MTAC 117 workgroups agreed that in the Mail.dat file, advertising percentage previously defined at the mailpiece level would be defined at the component level. Furthermore to find an average advertising percentage to define the edition having multiple components an advertising basis was introduced. The advertising basis is freely definable by the publisher to correspond to page measurement, column inch measurement or square inch measurement.

However, in the postage calculation the advertising percentage in decimal format is multiplied by the weight of the edition to define the advertising pounds as distinct from the editorial pounds (weight of edition that is not included in the advertising pounds). See DMM sections 707.2.1.4 and 707.2.1.5.

The Mail.dat Component field ad percentage treatment of a component must have the value S for that component to be included in the ad percent calculation. The default values (used when the field is left blank in the Mail.dat file) are for advertising percentage 0.00, for Ad percent treatment S, and when Ad percent treatment is S for Ad percent basis 100.

Since the ad percent basis is not a column in the ad percent worksheet, the ad percent basis cannot be changed except by sending an update to the Mail.dat file.

Advertising Percentage Basis

If the advertising percentage calculation already determines the advertising percentage of an edition, for Mail.dat version 09-1, populate the advertising percentage on only one component and do not populate the advertising percentage basis. For Mail.dat versions 08-1 and 08-2 use the Mail Piece Unit Advertising Percentage.

The DMM 707.17.4.5 Measuring Advertising states: The total advertising and non-advertising portions may be determined by column inches, square inches, pages, or by another recognized unit of measure if the same unit of measure is used for both portions. One full page of advertising must equal one full page of non-advertising regardless of the amount of blank space between each advertisement or non-advertising article on a page. If measured in column inches, non-advertising inches are determined by subtracting the total measured advertising inches from the total column inches of the publication. A blank page, portion of a page, or blank border or margin is counted as advertising if consideration was received for the whole page, the blank portion, or the blank border or margin. The border of a page is otherwise considered neither advertising nor non-advertising and is not measured, but it is included in the total weight of the publication for purposes of postage calculation. When measuring nonrectangular sheets, the measurement is based on the smallest rectangle that could contain the irregular sheet; exact measurement is not attempted. When two or more sheets are permanently glued together to form a single sheet, the surface area of the resulting sheet (front and back) is included when measuring the advertising or non-advertising portion.

The following excerpt is from the Periodicals Course offered by the NCSC and available to both postal personnel and customers. The sample calculations using Mail.dat data are inserted for this scenario. The method selected must be applied to the entire publication. Attempts to combine methods will result in the wrong conclusion.

Method One: Page Measurement

Step One: Establish total number of pages of publication

- Count all pages to arrive at the total number of pages in the periodical

Step Two: Establish total pages of advertising

- Count all full, half and quarter pages of advertising
- Add all segments to determine the total number of pages devoted to advertising

Step Three: Establish percentage of advertising

- Divide the advertising pages by the total pages to arrive at the advertising percentage

Only a few publications are designed to allow advertising to be calculated by this method.

Example Calculation for Method One Page Measurement:

A publication has two components: the main book (40 pages) with 45.12% advertising and a half page advertising blow-in printed on one side with 100% advertising. Ignore the decimal point stated in the Mail.dat file. Use pages times 10 as the basis. The multiplier 10 is arbitrary and could be whatever the publisher desired so long as it does not introduce round off error and is used consistently for all components describing the edition or mail piece unit. Set the value of ad percent basis to $40 \times 10 = 400$ for the main book and $0.5 \times 10 = 5$ for the component. The advertising percentage for the edition is ad percent basis for the main book multiplied by ad percent for the main book plus ad percent basis for the blow in multiplied by ad percent of the blow in all divided by the sum of the ad percent basis. $(400 \times 45.12 + 5 \times 100.00) / (400 + 5) = 45.80$.

Method Two: Column Inch

In publications that do not have numerous supplements the column inch method provides an easy way to measure advertising.

Examine the periodical to determine the average number of columns per page. This number becomes the standard for the entire publication. All pages will be measured by this standard even if they have a different number of columns.

For example: a periodicals publication has 12 pages. 8 pages have 2 columns, 2 pages have one column, 1 page has 15 columns and the last page has 8 columns. The average number of columns in this publication would be 2.

Step One: Establish total column inches of publication

- Pick a page that has the standard number of columns
- Measure the length of the printed surface of a column on that page and multiply this number by the number of columns on the page. This establishes the number of column inches per page
- Multiply the number of column inches per page by the number of pages in the publication. This is the total inches in the publication

Step Two: Establish total column inches of advertising

- Measure the length of each advertisement on each page of the publication
- Add all advertising inches for the total advertising inches in the publication.

Step Three: Establish percentage of advertising

- Divide the total advertising inches by the total column inches to arrive at the advertising percent for the publication

Example Calculation for Method Two Column Inch:

A publication has two components: the main book (40 pages with two standard columns 9" long = 18"/page) with 45.12% advertising and a half page (two columns times 0.5 pages times 18 inches) advertising blow-in printed on one side with 100% advertising. Ignore the decimal point stated in the Mail.dat file. Use column inches as the basis. Set the value of ad percent basis to $40 \times 18 = 720$ for the main book and $0.5 \times 18 = 9$ for the component. The advertising percentage for the edition is ad percent basis for the main book multiplied by ad percent for the main book plus ad percent basis for the blow in multiplied by ad percent of the blow in all divided by the sum of the ad percent basis. $(720 \times 45.12 + 9 \times 100.00) / (720 + 9) = 45.80$.

Method Three: Square inch

The square inch method provides us with the most accurate measurement. This method is most suitable when the printed pages of a publication are of a variety of column lengths and widths or if there are a large number of supplements of various sizes in the publication.

Step One: Establish total square inches of publication Choose any page of the publication except the front page

- Measure the length and width of the columns on the page
- Multiply the length of the columns by the width to arrive at the total square inches on a page
- Multiply the total square inches on the page by the number of pages to determine the total square inches in the publication

Step Two: Establish total square inches of advertising

- Measure the length and width of the advertising on each page
- Multiply the length by the width of the ads to arrive at the square inches
- Repeat this process until all of the advertising on each page in the publication has been measured
- Add all the advertising square inches to determine the total advertising inches in the publication

Step Three: Establish percentage of advertising

- Divide the total advertising inches by the total square inches in the publication to determine the advertising percentage

Example Calculation for Method Three Square Inches:

A publication has two components: the main book (40 pages with two standard columns 9" long and 3" wide = 54 square inches/ page) with 45.12% advertising and a half page (one column 7" wide by 4" long = 28 square inches) advertising blow-in printed on one side with 100% advertising. Ignore the decimal point stated in the Mail.dat file. Use square inches as the basis. Set the value of ad percent basis to $40 \times 54 = 2160$ for the main book and 28 for the component. The advertising percentage for the edition is ad percent basis for the main book multiplied by ad percent for the main book plus ad percent basis for the blow in multiplied by ad percent of the blow in all divided by the sum of the ad percent basis. $(2160 \times 45.12 + 28 \times 100.00) / (2160 + 28) = 45.82$. In this case the advertising percentage 45.82 is more accurate because the exact square inches were used for the blow in advertising.

SACKS/TRAYS ON PALLETS (PARENT CONTAINERS)

This scenario accommodates the "Postal defined" preparation of sacks and trays presented on pallets. This scenario uses the "Parent Container" and associated fields of the Container Summary record. The totality of information regarding a specific Parent Container can be determined two ways. First by looking at the .CSM of the Parent Container. Secondly, if seeking further detail, by looking at the .CQT or .PQT records associated with each of the "Child" .CSM records associated with the specific Parent Container. This last approach is the only way to get .CQT or .PQT detail (or any detail below the .CSM level) for a Parent Container, for only "Child Containers" (defined as those not parent to any other container) have .CQT and .PQT records associated with them. Container Quantity and Package Quantity Records are only to be generated and updated for their relationship to the lowest level container if container nesting (parent/child) is occurring. This approach avoids essentially duplicate .CQT and .PQT records pointing to each of the containers (the parent and the child) in the relationship.

Uniquely Affected Fields

	<u>Parent Container</u>	<u>Child Container</u>
.csm -	<i>example: pallet</i>	<i>example: tray</i>
Container ID:	pallet serial number	tray serial number
Container Destination Zip / Level:	applicable to pallet	applicable to tray
Parent Container ID:	NONE	serial number of pallet
Number of Copies / Pieces:	pallet quantity	tray quantity
Total Weight:	weight on pallet	weight in tray
Container ID:	pallet serial number	tray serial number
Destination Line / Contents Lines 1 & 2:	applicable for pallet	applicable for tray
Container Label Bar Code:	applicable for pallet	applicable for tray
.cqt -		
Container ID:	no reference	tray serial number
Number of Copies / Pieces:	no reference	applicable for tray
.wsr -		
Container ID:	no reference	applicable for tray
.snr -		
Container ID:	no reference	applicable for tray
.plr -		
Container ID:	no reference	applicable for tray

PRODUCTION REQUIRING ADDITIONAL CONTAINERS PER DESTINATION (SIBLING CONTAINERS)

This scenario accommodates the occasional situation where, due to a severe under-estimate of the piece weight, the mailing facility is required to create another (the Sibling) container to accept the overflow. In the event of a Sibling Container, then the Mail.dat® Container ID of the original affected container must be populated in the Sibling Container ID field of the CSM. This reference identifies the original container with which this Sibling Container is associated. The Sibling Container ID field is to be left blank, if no such relationship exists.

Uniquely Affected Fields

.seg - All Applicable Fields :	as applicable	
Sibling Container Mailing? Field:	"Y" = Yes, Sibling Containers in the associated Segment	
.mpu - All Applicable Fields:	as applicable	
Sibling Container Mailing? Field:	"Y" = Yes, Sibling Containers in the associated Mail Piece Unit	
.cpt - All Applicable Fields:	as applicable	
Sibling Container Mailing? Field:	"Y" = Yes, Sibling Containers in the associated Component	
.csm -	<u>Original Container</u>	<u>Sibling Container</u>
Job ID:	<i>example: pallet #62</i>	<i>example: pallet #727</i>
Segment ID:	as applicable	same as original container
Container ID:	as applicable	same as original container
Container Type	000062	000727
Sibling Container Indicator:	T	T
Sibling Container ID:	blank	"Y" = Yes
Unique Container ID	blank	serial number of original pallet
Rest of the fields start with 'label'	as applicable	as applicable
		No Other Fields, except container label information, to be Populated
Label: IM Container or IM Tray Barcode	original barcode	Must have a different barcode from original
Label: 10-Character Container Barcode	as applicable	as applicable
Label: Destination Line 1	as applicable	as applicable
Label: Destination Line 2	as applicable	as applicable
Label: Content Line 1	as applicable	as applicable
Label: Contents Line 2	as applicable	as applicable
Label: Entry (origin) point Line	as applicable	as applicable
Label: User Information Line 1	as applicable	as applicable
Label: User information Line 2	as applicable	as applicable

	Label: Container Label CIN Code	as applicable	as applicable
	Label: Container Label Type	as applicable	as applicable
.cqt -	Original Pallet - All Applicable Fields (due to sibling relationship, the pair must always be viewed together for quantity, postage, etc; see below)	as applicable	No Associated Records
.pqt -	All Applicable Fields:	as applicable	No Associated Records
.wsr -	All Applicable Fields:	as applicable	No Associated Records
.snr -	All Applicable Fields:	as applicable	No Associated Records
.plr -	All Applicable Fields:	as applicable	No Associated Records

CONTAINER BARCODE REQUIRED FOR SIBLING CONTAINERS

As part of Seamless Acceptance Service Performance Measurement and Full-service discount rates, proposed by the USPS, Intelligent Mail® barcodes for all containers, including Sibling Containers, are required by the USPS. The sibling containers must be physical and NOT logical containers. If Segment Full service participation Indicator field is marked for full or mixed service, then all sibling containers under that segment must have an Intelligent Mail® barcode. All Containers will be scanned by the USPS to provide Service Performance Measurement and Seamless Acceptance processing activities and when a Container shows up without a barcode, where the mailing is considered to be requiring SASP, that container will be required to be linked to its parent container. In the absence of an Intelligent Mail® barcode on the Container, the Container can be considered an Extra container and may be returned by the USPS back to the Mail Owner or Mailing Agent OR the Mail Owner; or the Mailing agent may be asked to pay the cost of the container if the container cannot be linked back to its electronic documentation. That is why, for all segments requiring SASP processing, the sibling containers must have IM™ Container barcodes.

PHYSICAL/LOGICAL TRAYS AND PALLETS

Under this new scenario with Mail.dat version 08-1,08-2 and specifically 09-1 for the MLOCR world, each logical pallet would receive a CSM entry. All physical pallets for the mailing going to the same destination as the logical pallet would have a relationship to the logical pallet. Logical pallets would also serve as the parent container to logical trays. All logical trays which have been placed on the pallet would be related to the logical pallet through a parent/child relationship. Physical trays will be related to the logical tray with the same presort level and destination through a sibling relationship.

Physical tray and pallet records may be added to the CSM file after the initial Mail.dat creation as those labels are created. The IM Container or Tray barcodes must NOT be provided for Logical Pallets or Logical Trays. Valid Container Type and container levels (new in 09-1) must be provided for valid First Class Pallets. The Container Type is now required for all Sibling scenarios, MLOCR or simple over flow scenarios. If there is a Sibling Container for either scenario (Physical/Logical Tray and pallet scenario OR Production requiring additional Containers per Destination scenario) the following six fields in the Sibling .CSM record are always populated:

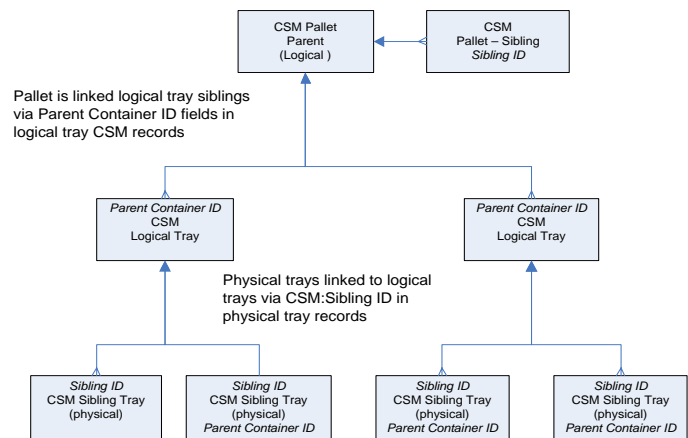
Job ID field, Segment ID, Container ID of the Sibling Container, Container Type field (The Container Type of a sibling may be different from that of the original container and different from that of other siblings associated with the original container), Sibling Container Indicator field, Sibling Container reference ID field (Container ID of the original container requiring the sibling).

Additionally, those required fields associated with Container Label data should be populated. The Unique Container ID field may also be populated.

- No other fields are populated in the sibling container records; all other values are shared across this pair of associated containers. The Label: IM Container or Tray barcode field should be populated for all container types other than logical containers. The other label fields can be filled if data is available for physical containers, not logical containers, and are defined below:
different barcode from original

Label: 10-Character Container Barcode; Label: Destination Line 1; Label: Destination Line 2; Label: Content Line 1;
Label: Contents Line 2; Label: Entry (origin) point Line ; Label: User Information Line 1; Label: User information Line 2;
Label: Container Label CIN Code; Label: Container Label Type

Relating Physical Trays to Logical Trays and Logical Pallets
Generated by MLOCR



Scan to Pallet operation is supported as long as a physical tray scanned has already been linked to a logical CSM record. At the time of the scan, the link from the logical tray CSM record and the pallet can be established. In fact, only one physical tray associated with a logical tray need be scanned to establish the link for all physical trays. Limitation: If there are multiple physical trays associated with a logical tray, they must go on the same pallet.

Note: This above scenario does not preclude scenarios where physical containers or pallets can have logical children such as trays.

DESTINATION ENTRY & ENTRY POINT IDENTIFICATION

Scenario describing various levels of detail to support Additional Entry or Destination Entry as summarized and shared with the recipient mailing facility.

Often with Periodicals mailings, the distribution plan is fully incorporated into the supplied mailing with specifics of each Additional Entry Point reflected in the list presentation. However, Standard Mail mailings more often are supplied as NDC (and SCF) "building blocks" that the recipient facility molds into the final distribution; but only after the entire "shipping pool" is received and analyzed. Therefore, cited affects will only occur in a certain set of cases.

It is occasionally the situation that the USPS will redirect entry from the "planned" facility to some other, due to capacity issues, etc. To communicate this event, the Postal Code, Facility Type and Physical Postal Locale Key are to be populated for the Entry Point planned for Entry Discount. In addition, the Postal Locale Key and Facility Type are to be given for the Entry Point that is the Actual/Physical location. This procedure assures recognition of the entry discounts for which the transported container is eligible, while providing actual entry location data. The origin entered mail which is shipped by the Mailer shall also have a Locale key in the Entry Point - Actual/Delivery Locale Key field.

Uniquely Affected Fields

.csm -	Entry Point for Entry Discount - Postal Code:	necessary data
	Entry Point for Postal Discount - Facility Type:	necessary data
	Entry Point - Actual/Delivery Locale Key:	necessary data after drop ship planning- may vary from "planned" in the event of USPS redirecting entry location
	Truck or Dispatch Number:	provide, if known
	Entry Point – Actual/ Delivery Postal Code	necessary data
.cqt -	Zone:	provide, as known
	Destination Entry:	provide, as known ("None", if plan is not final)
	Not County/In-County:	provide, if known

Usage (The following is a US and USPS specific scenario and does not consider International Facility identification):

The following table shows how the 4 fields would be filled out for various types of entries.

		Entry Type		
	Drop Ship	Zone Skip	DMU Entry	BMEU Entry
Entry Point for Entry Discount Postal Code	3/5 Digit Zip of facility	3/5 Digit Zip of facility	3 Digit Zip of DMU	3/5 Digit Zip of facility
Entry Point for Entry Discount Facility Type	B = DNDC	K = Origin NDC	O = ORIGIN	K = Origin NDC
	R = DADC	L = Origin ASF		L = Origin ASF
	S = DSCF	J = Origin ADC		J = Origin ADC
	D = DDU	C = Origin SCF		C = Origin SCF
	As Appropriate	E = Origin DU		E = Origin DDU
		As Appropriate		As Appropriate
Entry Point - Actual/Delivery Locale Key	Locale Key of building Receiving the mail	Locale Key of building Receiving the mail	DMU	Locale Key of building Receiving the mail
Entry Point - Actual/Delivery Postal Code	Delivery Zip + 4 of Building Receiving the mail.	Delivery Zip + 4 of Building Receiving the mail.	Zip + 4 of DMU	Delivery Zip + 4 of Building Receiving the mail.

Example:

A) Milwaukee ADC (530) and SCF (530) are co-located and currently redirected to be delivered to the Milwaukee Priority Annex in Oak Creek (Locale: Y18537 , zip+4: 531541912)

There are three pallets being delivered to this location:

- SCF Pallet for SCF 530
- ADC Pallet for ADC 530
- SCF Pallet for SCF 600

		Entry Type	
	SCF 530	ADC 530	SCF 600
Entry Point for Entry Discount Postal Code	530	530	530
Entry Point for Entry Discount Facility Type	S-DSCF	R-ADC	J - ORIGIN ADC
			C - ORIGIN SCF
Entry Point - Actual/Delivery Locale Key	LOC18537	LOC18537	LOC18537
Entry Point - Actual/Delivery Postal Code	531541912	531541912	531541912

LIBRARY/MEDIA NDC SORT

This scenario describes how to communicate a NDC Sort preparation for Library or Media mail.

Uniquely Affected Fields

.mpu - MPU Rate Type:

L Library) or F (Media)

.cqt - Rate Category:

S (Single Piece), if less than 500 pieces in mailing
 G (5-Digit), if 500+ pieces to a single 5-Digit container
 Z (Package Services NDC Sort), if sort to NDC container

PRESORT BUREAUS – MLOCR PRESORT

This scenario describes the applicable fields and specific behaviors to support the MLOCR Presort Bureau data capture.

Uniquely Affected Records/Fields

.hdr - All Applicable Fields: Mail.dat® Presentation Category:	as applicable "M" = MLOCR
.seg - All Applicable Fields: Logical/Physical Container Indicator:	as applicable "L" for Logical Container (there's only one CSM/CQT record per preparation destination; ex: 34 trays to 3-Digit 515, but one CSM/CQT record necessary)
.mpu - All Applicable Fields:	as applicable
.mcr - All Applicable Fields:	as applicable
.cpt - All Applicable Fields:	as applicable
.csm - All Applicable Fields: Container Type:	as applicable (note: only one CSM per preparation destination) "L" = Logical Tray
.cqt - All Applicable Fields:	as applicable (note: only one CQT per preparation destination)
.pqt - <u>Not Applicable</u>	

CUSTOM MAIL

This scenario describes the applicable fields to support the usage of Custom Mail elements in a mailing.

Uniquely Affected Records/Fields

.seg - Principal Processing Category Field:	"CM"
.mpu - Processing Category Field:	"CM"
.cpt - Processing Category Field:	"CM"

ISAL MAILING

This scenario supports an International Surface Airlift (ISAL) mailing of multiple walled units, via ground transportation from a mailer's plant to an ISAL International Service Center for direct air transportation. Each walled unit is labeled in compliance with international ISAL label specification. In this example, a shipment of catalogs is dispatched for air shipment from Chicago O'Hare to two locations (Tokyo and Nagasaki) in Japan.

Uniquely Affected Fields

.hdr - International Container Label Count:	One record for each label generated
.seg - Class Defining Preparation: Principal Processing Category:	example: B = SAL/ISAL example: UA = Letters-AO
.mpu - Mail Piece Unit – Class: Mail Piece Unit – Rate Type: Mail Piece Unit – Processing Category: Country:	example: B = SAL/ISAL example: 1 = UA from table in Field Definitions (example: AK = ISAL, Direct) 3 digit from ISO 3166 (example: JPN)
.cpt - Component – Class: Component – Rate Type: Component – Processing Category: Permit Number/City/State/ZIP+4: Mail Owner's Int'l Billing Number: Payment Info (Option/Method/Amount):	example: B = SAL/ISAL example: 1 = UA from table in Field Definitions (example: AK = ISAL, Direct) for ISAL Mailing Statement (Form 3650) for ISAL Mailing Statement (Form 3650) for ISAL Mailing Statement (Form 3650)
.csm - Container Type: Container Destination Zip: Container Level: Entry Point Code/ Facility Type / Actual Phys: Transportation Information: Number of Copies/Pieces/Total Weight:	example: W = Walled Unit Multiple records for each destination (ex: JPTYOA and JPNGSA) example: W1 = Country example: USORDA as applicable for ISAL Mailing Statement (Form 3650)
.icl - All fields (where information is available): Container Label Bar Code:	29 char int'l barcode formed by concatenating following byte positions (130-135) + (20-25) + (202-218) Mailer's internal 12 character bar code for same container
.cqt - 3 digit / 5 digit: Zone: Destination Entry Rate Category:	3 digit country code from ISO 3166 (ex: JPN) International zone (ex: P = Pacific) "N" = None ex: 7 = Int'l (by Wt)

LETTER/FLAT (Fletters)& FLAT/PARCEL (Farrels) PRESENTATION

This scenario permits the exchange of data regarding Letter-size pieces prepared as Flats, and for Flat-size pieces prepared as Parcels. A mailing of a Letter-size piece may be declared to be a Flat, and a mailing of a Flat-size piece may be declared to be a Parcel. If this situation is communicated via Mail.dat® and portions of the mailing are prepared as they are declared and some portion is prepared as reflects the actual category of the piece's dimension, then it is necessary to present the mailing as two Segments, with correspondingly different MPUs/CPTs to represent each of the manifestations of the physical mail piece.

For example, there would be two Segments, with one MPU & CPT in each:

- the 1st Segment & MPU/CPT has a Principal Processing Category & Processing Category of "Letter"
- the 2nd Segment & MPU/CPT has a Principal Processing Category & Processing Category of "Flat"

Uniquely Affected Records/Fields

.hdr - All Applicable Fields:	as applicable	
	<u>First Segment</u>	<u>Second Segment</u>
	<i>example:</i> LETTER	<i>example:</i> same piece as FLAT
.seg - All Applicable Fields:	as applicable for Letter	as applicable for Flat
.mpu - All Applicable Fields:	as applicable for Letter	as applicable for Flat
.mcr - All Applicable Fields:	as applicable for Letter	as applicable for Flat
.csm - All Applicable Fields:	as applicable	as applicable
.cqt - All Applicable Fields:	as applicable	as applicable
.pqt - All Applicable Fields:	as applicable	as applicable

SINGLE PIECE FOR PRESORT/MANIFEST MAIL

This scenario permits the exchange of data regarding individual pieces prepared as manifested single piece mail. This scenario uses the PDR file as an extension of the CSM, CQT, PQT hierarchy.

Uniquely Affected Records/Fields

.hdr - All Applicable Fields:	as applicable
Mail.dat® Presentation Category:	"N" = Single Piece
.seg - All Applicable Fields:	as applicable
.mpu - All Applicable Fields:	as applicable
.mcr - All Applicable Fields:	as applicable
.mpa - All Applicable Fields:	as applicable
.cpt - All Applicable Fields:	as applicable
.csm - Container Type:	as applicable
Container Destination Zip:	as applicable
Container Level:	as applicable
Entry Point Facility Type:	"N" = None
.cqt - <u>Not Applicable</u>	
.pqt - <u>Not Applicable</u>	
.pdr - All Applicable Fields:	as applicable

MANIFESTING INDIVIDUAL PIECES

This scenario permits the exchange of data regarding individual pieces prepared as manifested single piece parcels. This scenario is the classic manifest circumstance, not presorted, this record set excludes the CQT and PQT files.

Uniquely Affected Records

.hdr - All Applicable Fields:	as applicable
Mail.dat® Presentation Category	"I" = Manifest Individual
.seg - All Applicable Fields:	as applicable
.mpu - <u>Not Applicable</u>	
.mcr - <u>Not Applicable</u>	
.cpt - All Applicable Fields:	as applicable
.csm - All Applicable Fields:	as applicable
.cqt - <u>Not Applicable</u>	
.pqt - <u>Not Applicable</u>	
.mir - All Applicable Fields:	as applicable
.sfr - All Applicable Fields:	as applicable

MANIFESTING (SUMMARIZED) SINGLE PIECES

This scenario permits the exchange of highly summarized data describing manifested mail pieces.
This scenario is the classic manifest circumstance, not presorted, this record set excludes the CSM, CQT and PQT files.

Uniquely Affected Records/Fields

.hdr - All Applicable Fields:	as applicable
Mail.dat® Presentation Category:	"S" = Manifest Summary
.seg - All Applicable Fields:	as applicable
.mpu - <u>Not Applicable</u>	
.mcr - <u>Not Applicable</u>	
.mpa - All Applicable Fields:	as applicable for each permit holder within Job
.csm - <u>Not Applicable</u>	
.cqt - <u>Not Applicable</u>	
.pqt - <u>Not Applicable</u>	
.msr - All Applicable Fields:	as applicable

FIRM PACKAGES AS MULTI-PIECE "PACKAGE SERVICES" PARCELS

This scenario accommodates qualifying packages destined to the same business or firm. These multiple magazines or letters, due to their single delivery point, are eligible to have their "non-weight" rate component calculated for one piece, even though there are multiple copies within the package. A file that is set up according to this scenario cannot be processed in PostalOne. BPM packages must be presented to PostalOne with the MPU ID defined so that copies are always equal to pieces in the CQT and PQT files.

Uniquely Affected Fields

.csm -	Number of Copies:	number of copies per container
	Number of Pieces:	number of pieces in container (any firm package counts as one piece) (if a sack has 25 copies and 12 copies are in two Firm Packages; then the total pieces equals 15)
.cqt -	Number of Copies:	number of copies per container
	Number of Pieces:	number of pieces in container (any firm package counts as one piece) (see Number of Pieces, above)
.pqt -	Package Level:	"S" (Multi-Piece Parcel)
	Number of Copies:	number of copies per package
	Number of Pieces:	number of pieces in package (any firm package counts as one piece) (if two Firm Packages have 12 copies; then the total pieces equals 2)

A file that is set up according to this above scenario cannot be processed in *PostalOne!*. BPM packages must be presented to PostalOne with the MPU ID defined, so that copies are always equal to pieces in the CQT and PQT files.

CANADIAN PREPARATION

This scenario describes how the various aspects of a mailing made-up entirely of Canadian presort might look.

Uniquely Affected Fields

.hdr -	none pertinent	
.seg -	Class Defining Preparation:	V (Value Post)
.mpu -	Mail Piece Unit Class:	V (Value Post)
	Country:	CAN
.mcr -	As Applicable	
.mpa -	As Applicable:	
.cpt -	Component Class:	V (Value Post)
.csm -	Destination Zip:	Postal Code
	Container Level:	as applicable
	Entry Point Zip Code - Planned:	Postal Code
	Entry Point Facility Type - Planned:	G (Gateway) or P (any other)
	Truck or Dispatch Number:	provide, if known
.cqt -	3 Digit / 5 Digit Division:	Postal Code
	Rate Category:	1 (Letter Carrier) or 2 (NDG)
.pqt -	Package Zip:	Postal Code
	Package Level:	as applicable
.wsr -	Package Zip:	Postal Code
.plr -	All Fields:	as applicable

FLAT-SIZE MAIL PRESENTED IN TRAYS ("Substituted Container" Preparation)

This scenario permits the use of alternate containers for unique mail presentation circumstances.

Uniquely Affected Records/Fields

.hdr - All Applicable Fields:	as applicable
.seg - All Applicable Fields: Substituted Container Preparation	as applicable "T" (indicates Trays are substituted for Sacks) (the reverse can occur as well)
.mpu - All Applicable Fields::	as applicable
.mcr - All Applicable Fields::	as applicable
.mpa - All Applicable Fields::	as applicable
.cpt - All Applicable Fields:	as applicable
.csm - All Applicable Fields:	as applicable
.cqt - All Applicable Fields:	as applicable
.pqt - Optional	

REPOSITIONABLE COMPONENT

This scenario permits the use of Repositionable Affixed Note for unique mail presentation.

Uniquely Affected Records/Fields

.cpt - Rate Type Field:	"M"
All Other Records/ Fields:	as applicable

EMD INFORMATION

This scenario describes the affected fields in various EMD applications.

Mailing Specific EMD

Uniquely Affected Records/Fields

.seg - All Applicable Fields: EMD Barcode Indicator EMD Mailing - Generic Package Barcode	as applicable "M" indicates EMD barcode applies to ALL pieces in the MAILING Barcode numeric that will be on each package
---	---

Shipment Specific EMD

Uniquely Affected Records/Fields

.seg - All Applicable Fields: EMD Barcode Indicator	as applicable "S" indicates EMD barcode applies to ALL pieces in respective SHIPMENT
.csm - All Applicable Fields: Confirm Sequential Shipment ID Barcode	as applicable Barcode numeric applies to ALL containers within a respective SHIPMENT

Package Specific EMD

Uniquely Affected Records/Fields

.seg - All Applicable Fields: EMD Barcode Indicator	as applicable "P" indicates EMD barcode is UNIQUE per PACKAGE
.csm - All Applicable Fields: Unique Container ID	as applicable Populated with numeric that is UNIQUE for each CONTAINER in mailing
.pqt - All Applicable Fields: Package ID	as applicable This required field will be used to create the EMD barcode

In this scenario, the end user (such as the US Postal Service) will concatenate the CQT - Unique Container ID plus the right-most five bytes of the PQT - Package ID to create the "package unique" EMD barcode.

BUNDLE ASSOCIATION TO RE-CREATE VIRTUAL FIRM OR CARRIER ROUTE SET

This scenario describes the business rule whereby the presentation of various bundles (such as a Firm Bundle and the other Bundles for the same Carrier Route Logical Bundle) could be re-created from a Mail.dat® file.

To re-create the virtual bundles (packages), interrogate the following fields to identify bundles sharing all elements in common; therefore, to be considered part of the same Logical (virtual) Bundle: CQT - Rate Category, PQT - Package CR, PQT - Package Zip, and PQT - Package Level

Uniquely Affected Records/Fields

.cqt - Rate Category:	Key to common bundle
.pqt - Package Carrier Route	Key to common bundle
Package Zip Code	Key to common bundle
Package Level	Key to common bundle

Mail.dat® WEIGHT/OUNCE INCREMENT SCENARIOS

MLOCR World – Presort Bureau – Combined Mailings:

In this world, Presort Bureaus (PBs) are allowed to combine multiple ounce increments or multiple postage payment types (meter, permit imprint, precanceled) in the same mailing. The following is what is possible for each of these three postage payment types:

1. First-Class Mail Meter Scenario – Current Rate Structure

- a. PBs generally elect not to determine or do not know the exact piece weights of individual FCM metered pieces.
- b. PBs do not anywhere record how many FCM metered pieces are run as 1, 2, 3, or 4 ounces because the first ounce postage is all that is relevant for determining a shift in value of the piece. The additional postage for other ounce amounts is metered on the piece.
- c. All that is recorded when running the pieces is the rate level of the pieces being run, e.g. 5-digit, 3-digit, AADC, MXD AADC, Presorted

In this scenario, there is no need, and would be impossible to record metered FCM at specific ounce increments.

Mail.dat® file fields:

<u>File</u>	<u>Field</u>	<u>Pos.</u>	<u>Value</u>
HDR	Mail.dat® Presentation Category	400 - 400	M = MLOCR
MPU	Mail Piece Unit – Weight	60 – 65	Specify .0625 (1 oz) or exact weight if available
MPU	MPU - Weight: Source	66 – 66	L = Logical (implied from rate)
MPU	MPU - Weight: Status	67 – 67	M = Man Wt (function of Rate, not actual)
MPU	Mail Piece Unit – Class	93 – 93	1 = First Class
MPU	Postage Affixed Type	135 – 135	M = Meter

2. First-Class Mail Meter Scenario – New Rate Structure

Under the new rate structure there is a separate ounce differential for Presorted Mail (Machinable Mailings) as opposed to Automation Rate Mailings. This means that if a PB prepares a Presorted Mail mailing they will be required to run metered FCM pieces by ounce increment.

Mail.dat® file fields:

<u>File</u>	<u>Field</u>	<u>Pos.</u>	<u>Value</u>
HDR	Mail.dat® Presentation Category	400 - 400	M = MLOCR
MPU	Mail Piece Unit – Weight	60 – 65	Specify .0625 (1 oz) or exact weight if available
MPU	MPU - Weight: Source	66 – 66	L = Logical (implied from rate)

MLOCR World – Presort Bureau – Combined Mailings – Continued

MPU	MPU - Weight: Status	67 – 67	M = Man Wt (function of Rate, not actual)
MPU	Mail Piece Unit – Class	93 – 93	1 = First Class
MPU	Mail Piece Unit - Processing Category	95 – 96	LT = Letter, FL = Flat (Use this for non-mach. Letters)
MPU	Postage Affixed Type	135 – 135	M = Meter

3. Standard Mail Meter Scenario – Piece Rate Pieces Only (Pieces weighing 3.3 ounces or less)
 - a. PBs would not have to know the exact piece weight to pay correct postage because all pieces up to 3.3 ounces are the same rate.
 - b. On the other hand, exact piece weights may be available, but again there is no necessity to record by ounce increments.

In this scenario, there is no need, to record metered STD Mail at specific ounce increments; however, since it could be a mailing of identical weight pieces and if the exact piece was available, then it might prove useful for purposes other than paying for postage.

Mail.dat® file fields:

<u>File</u>	<u>Field</u>	<u>Pos.</u>	<u>Value</u>
HDR	Mail.dat® Presentation Category	400 - 400	M = MLOCR
MPU	Mail Piece Unit – Weight	60 – 65	Specify .2063 (3.3 oz) or exact weight if available
MPU	MPU - Weight: Source	66 – 66	A = Agent (real-time) or L = Logical (implied from rate)
MPU	MPU - Weight: Status	67 – 67	P = Pending, F = Final or M = Man Wt (function of Rate, not actual. Use this for 3.3 oz.)
MPU	Mail Piece Unit – Class	93 – 93	3 = Std Mail
MPU	Postage Affixed Type	135 – 135	M = Meter

4. Standard Mail Meter Scenario – Piece and Pound Rate Pieces (Pieces weighing over 3.3 ounces)

This scenario cannot occur in at a PB in a Combined MLOCR Mailing.

5. First-Class Mail Permit Imprint Scenario
 - a. PB's MUST record the specific ounce increment of the permit imprint piece in the Customer Mail Profile, but are not required to record the exact piece weight.
 - b. PB's may choose to record exact piece weight.

Mail.dat® file fields:

<u>File</u>	<u>Field</u>	<u>Pos.</u>	<u>Value</u>
HDR	Mail.dat® Presentation Category	400 - 400	M = MLOCR

MLOCR World – Presort Bureau – Combined Mailings – Continued

MPU	Mail Piece Unit – Weight	60 – 65	Specify in oz increments or exact weight if available
MPU	MPU - Weight: Source	66 – 66	A = Agent (real-time) or L = Logical (implied from rate)
MPU	MPU - Weight: Status	67 – 67	P = Pending, F = Final or M = Man Wt (function of Rate, not actual. Use this for oz increments.)
MPU	Mail Piece Unit – Class	93 – 93	1 = First Class
MPU	Postage Affixed Type	135 – 135	Leave blank

6. Standard Mail Permit Imprint Scenario – Piece Rate Pieces Only (Pieces weighing 3.3 ounces or less)
 - a. Since the rate is the same for all pieces up to 3.3 ounces, there is no requirement to record weights in ounce increments (1, 2, 3, &4). It only has to be recorded at weighing less than 3.3 ounces.
 - b. On the other hand, exact piece weights may be available; the PB would record the exact weight for other purposes.

Mail.dat® file fields:

<u>File</u>	<u>Field</u>	<u>Pos.</u>	<u>Value</u>
HDR	Mail.dat® Presentation Category	400 - 400	M = MLOCR
MPU	Mail Piece Unit – Weight	60 – 65	Specify .2063 (3.3 oz) or exact weight if available
MPU	MPU - Weight: Source	66 – 66	A = Agent (real-time) or L = Logical (implied from rate. Specify this for 3.3 oz.)
MPU	MPU - Weight: Status	67 – 67	P = Pending, F = Final or M = Man Wt (function of Rate, not actual. Use this for 3.3 oz.)
MPU	Mail Piece Unit – Class	93 – 93	3 = Std Mail
MPU	Postage Affixed Type	135 – 135	Leave blank

7. Standard Mail Permit Imprint Scenario – Piece and Pound Rate Pieces (Pieces weighing over 3.3 ounces)

This scenario cannot occur in at a PB in a Combined MLOCR Mailing.

8. First-Class Mail Precanceled Stamp Scenario
 - a. Precanceled stamps are fixed denominations. The PB MAY ONLY include one ounce or less pieces in the mailing, so in effect there is no need to record the ounce increment or exact piece weight.

Mail.dat® file fields:

<u>File</u>	<u>Field</u>	<u>Pos.</u>	<u>Value</u>
HDR	Mail.dat® Presentation Category	400 - 400	M = MLOCR

MLOCR World – Presort Bureau – Combined Mailings – Continued

MPU	Mail Piece Unit – Weight	60 – 65	Specify .0625 (1 oz) or exact weight if available
MPU	MPU - Weight: Source	66 – 66	L = Logical (implied from rate)
MPU	MPU - Weight: Status	67 – 67	M = Man Wt (function of Rate, not actual)
MPU	Mail Piece Unit – Class	93 – 93	1 = First Class
MPU	Pre-Denominated Amount	130 – 134	Specify the value of the stamp
MPU	Postage Affixed Type	135 – 135	S = Stamp

9. Standard Mail Precanceled Stamp Scenario Piece Rate Pieces Only -(Pieces weighing 3.3 ounces or less)

- Precanceled stamps are fixed denominations. The PB MAY ONLY include pieces under 3.3 ounces in the mailing which are all the same postage rate, so in effect there is no need to record the ounce increment or exact piece weight unless it is available.

Mail.dat® file fields:

<u>File</u>	<u>Field</u>	<u>Pos.</u>	<u>Value</u>
HDR	Mail.dat® Presentation Category	400 - 400	M = MLOCR
MPU	Mail Piece Unit – Weight	60 – 65	Specify .2063 (3.3 oz) or exact weight if available
MPU	MPU - Weight: Source	66 – 66	A = Agent (real-time) or L = Logical (implied from rate. Specify this for 3.3 oz.)
MPU	MPU - Weight: Status	67 – 67	P = Pending, F = Final or M = Man Wt (function of Rate, not actual. Use this for 3.3 oz.)
MPU	Mail Piece Unit – Class	93 – 93	3 = Std Mail
MPU	Pre-Denominated Amount	130 – 134	Specify the value of the stamp
MPU	Postage Affixed Type	135 – 135	S = Stamp

10. Standard Mail Pre-Canceled Stamp Scenario – Piece and Pound Rate Pieces (Pieces weighing over 3.3 ounces)

This scenario cannot occur in at a PB in a Combined MLOCR Mailing.

MLOCR World – Presort Bureau and/or Mail Owner (AMEX for example) – Solo Mailings:

In this world, the mail preparer knows all about the mailpieces, the exact piece weight and dimensions. They could predict where the piece will be located in the presort, what the weight of the trays and/or other containers, but it is not a requirement to do so.

They would not need to list pieces by ounce increments because all pieces would be in the same ounce increment.

MLOCR World – Presort Bureau – Combined Mailings - Continued

Mail.dat® file fields:

<u>File</u>	<u>Field</u>	<u>Pos.</u>	<u>Value</u>
HDR	Mail.dat® Presentation Category	400 - 400	M = MLOCR
MPU	Mail Piece Unit – Weight	60 – 65	Specify in oz increments or exact weight if available
MPU	MPU - Weight: Source	66 – 66	A = Agent (real-time) or L = Logical (implied from rate)
MPU	MPU - Weight: Status	67 – 67	P = Pending, F = Final or M = Man Wt (function of Rate,
MPU	Mail Piece Unit – Class	93 – 93	1 = First Class
MPU	Postage Affixed Type	135 – 135	Leave blank

List Mailer World:

In this world, the mail preparer knows all about the mailpieces, the exact piece weight and dimensions. They can predict with great accuracy where the piece will be located in the presort and what is the weight of the trays and/or other containers.

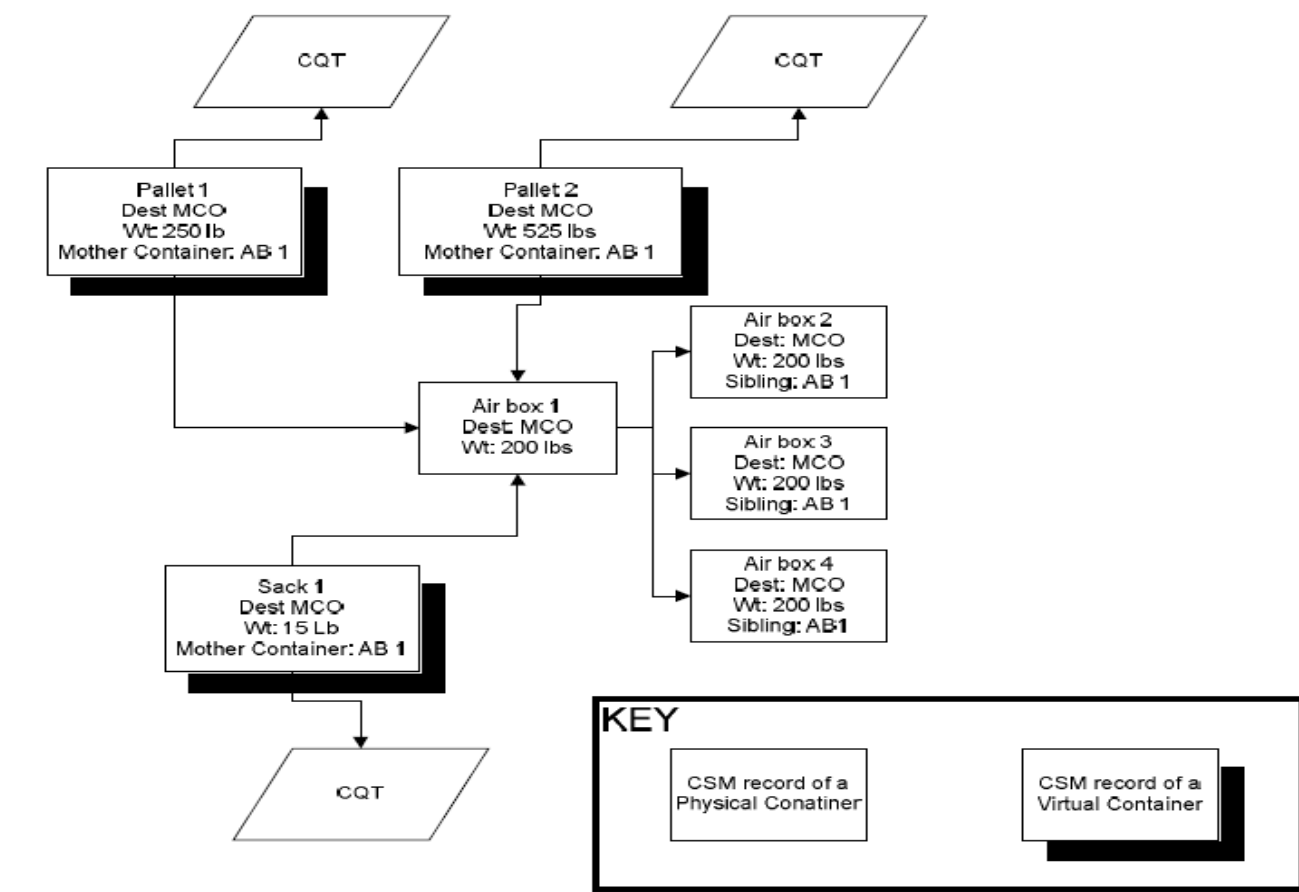
For list mailers, they do not need to report by ounce increments, rather they will report exact piece weights.

Mail.dat® file fields:

<u>File</u>	<u>Field</u>	<u>Pos.</u>	<u>Value</u>
HDR	Mail.dat® Presentation Category	400 - 400	P = Conventional Presort
MPU	Mail Piece Unit – Weight	60 – 65	Specify exact weight
MPU	MPU - Weight: Source	66 – 66	A = Agent (real-time), C = Calculated (formula)
			P = Postal (clerk)
MPU	MPU - Weight: Status	67 – 67	P = Pending, F = Final
MPU	Mail Piece Unit – Class	93 – 93	1 = First Class or 3 = Std Mail depending on class of mail
MPU	Postage Affixed Type	135 – 135	Leave blank

Mail.dat® AIR BOX SCENARIO

In this scenario, mail is air-shipped by the mailer closer to the destination and then surface-delivered to the USPS in large boxes. The scenario fulfills the business need of identifying the number of air boxes on USPS documentation such as 8125 forms for verification and induction compliance. In this scenario, an air box (grandparent) is the parent of pallets (mother pallets) and other containers such as sacks in CSM. When there is more than one air box involved in the shipment, then one air box is identified as the parent air box (grandparent) and the rest of the air boxes are depicted as sibling containers of the parent air box in the CSM file; while the actual weight and volume information is at the parent air box level (grandparent). See figure below:



This Page Intentionally Left Blank

Mail.dat® - Glossary Of Unique Term Usage

Parent Container

To accommodate the use of sacks or trays presented on pallets (or any container upon another container), Mail.dat® uses the concept of the Parent Container. A Parent Container is a container (most often a pallet) that has within it one or more other containers (most often sacks or trays).

A Parent Container will have its own .CSM record; however, any container that is a Parent Container will not have specific direct representation in the lower record types (such as .CQT or .PQT) below the .CSM record type. For example, the Pallet (a Parent Container) will only be connected to the associated pieces by the Parent Container - Child Container relationship of the tray (Child Container) that actually holds those pieces.

Only the lowest Child Container will be referenced in the .CQT and .PQT records. Therefore, packages will be identified by the Container ID of the Child, which in turn will associate those pieces with the Parent Container.

Sibling Container

Sibling Containers represent additional containers that are added after the original Mail.dat file set is created and may generally be necessitated by two circumstances. The first is when there has been a severe under-estimate of the piece weight or thickness in the presort software parameters, thereby requiring the mailing facility to create other (Sibling) containers to accept the overflow. The other occurs when the original container is 'logical' (Container Type = Logical Tray or Logical Pallet) because the number of actual physical containers cannot be known at the time the original Mail.dat file set is created as occurs in an MLOCR environment.

In the overflow situation first described, the original container and all of its siblings represent actual physical containers. So if the original container has two siblings, this represents three actual physical containers.

In the second MLOCR scenario, only the siblings represent actual physical containers and the original logical container is not counted as a physical container. In this environment, if the original logical container has two siblings, this represents two actual physical containers. In both cases, in the event of a Sibling Container, the Sibling Container will have its own .CSM record and the Container ID of the original affected container is populated in the Sibling Container ID field of the Sibling Container record. The Sibling Container ID field identifies the original container with which this Sibling Container is associated. If no such relationship exists (because this .CSM record is not a Sibling) then the field is blank.

For Sibling Container .CSM records, only the following fields may be populated; the names of required fields are followed by an asterisk. The fields permitted are: Job ID*, Segment ID*, Container Type*, Container ID* (new serial number for the new container), Sibling Container Indicator*, Sibling Container ID* (referencing the original container as described above), Unique Container ID, all the fields defining the container label and whose name starts with 'Label:', and the CSM Record Status*, and Closing Character*. In addition, for Siblings of a Logical Pallet in a first class mailing, the Container Level* field is required in the sibling. If a Sibling Container exists, then the original and its sibling containers must always be considered as a set. This is why Sibling flags are set in both the .SEG and .CPT records.

This Page Intentionally Left Blank

Mail.dat 11.2.0.0 Changes As Compared to Mail.dat 11.1.0.5

Updated page number 13 with PBC as a required record, updated the description of IMR and added daggers to MSR and MIR

HEADER

1. Added value of 11-2 as IDEAlliance version
2. Added Piece Barcode Record count and status fields.
3. Field positions were modified from PBC field onwards.

SEGMENT

1. Deleted CSA Agreement ID from Segment.
2. Field positions were modified after field deletion.

MAILER POSTAGE ACCOUNT RECORD - .mpa

1. Updated description of Federal Agency Cost Code.

CONTAINER SUMMARY RECORD - .csm

1. Added a new field 'Ready for SASP' with Default value of Blank
2. Changed Total Weight and Container Gross Weight from 5 numeric and implied decimal format 9999v9 to 12 numeric and implied decimal format 99999999v9999
3. Added new field CSA Agreement ID
4. Added new field eInduction Indicator with Default value of Blank
5. Field positions were modified from Weight field onwards.

PIECE BARCODE RECORD - .pbc – New Record

1. Added Job ID, PBC Unique ID, CQT Database ID, Package ID, Barcode, Wasted or Shortage Indicator, PBC Record Status, and Closing Character.

POSTAGE STATEMENT RECORD - .psr

1. Changed length of Rate Type from "1" to "2".
2. Field positions were modified from Rate Type field onwards.

POSTAGE ADJUSTMENT RECORD - .par

1. Changed length of Rate Type from "1" to "2".
2. Field positions were modified from Rate Type field onwards.

Mail.dat 11.1.0.5 Changes As Compared to Mail.dat 11.1.0.4

Made editing changes such as color coding for header 270 onwards and changed color coding for 2 Closing character positions to black for cpt and csm.

CONTAINER QUANTITY RECORD - .cqt

Added a new flag in rate Category of D1, and modified descriptions of A1, B1, A, and B flags; Dagged the rate category of O.
Flagged the rate categories of AF, BF, DF, GF, NF, KF as invalid after January 2, 2011.

COMPONENT - .cpt

Added a new value of D for Summer Sale to the Price incentive type

Mail.dat 11.1.0.4 Changes As Compared to Mail.dat 11.1.0.3

SEGMENT RECORD - .seg

Updated the description of Delivery Statistics file Date field and made it mandatory.

MAIL PIECE UNIT - .mpu

Deleted comments: NA and NB are not valid for a postage statement mailing date that is the same as or after the January 2011 price change date

CONTAINER SUMMARY RECORD - .csm

Moved/Fixed Container label eligible types that had shifted suggesting wrong eligibility for several container levels.

CONTAINER QUANTITY RECORD - .cqt

Deleted comments from Rate Category and Barcode Discount or Surcharge Indicator fields: The above NFM values are not valid for a postage statement mailing date that is the same as or after the January 2011 price change date.

Mail.dat 11.1.0.3 Changes As Compared to Mail.dat 11.1.0.2

Editing: Renamed E = FSS Scheme to E = FSS Sort plan in in CSM Container Level and X = FSS Scheme in PQT Package level to X = FSS Sort plan.

PACKAGE QUANTITY RECORD- .pqt

1. Dagged X = Alt Delivery CR

Mail.dat 11.1.0.2 Changes As Compared to Mail.dat 11.1.0.1

CONTAINER QUANTITY RECORD- .cqt

1. Added new rate categories of A1 and B1 to CQT and modified descriptions of A and B.

Mail.dat 11.1.0.1 Changes As Compared to Mail.dat 11.1.0.0

Mainly editing changes were made

MAIL PIECE UNIT RECORD- .mpu

1. Added “For Future Usage” for Postal Price Incentive type for incentive program identification.

COMPONENT RECORD- .cpt

1. Added values A, B, and C to the Postal Price Incentive type for incentive program identification.
2. Fixed field positions from Price Incentive ID field and onwards.

CONTAINER SUMMARY RECORD- .csm

1. Cleaned descriptions for Origin DDU to Origin DU and ADC to DADC.

Mail.dat 11.1.0.0 Changes As Compared to Mail.dat 9.1.3.0

Removed previous tracking history of Mail.dat version 8 and 7 and kept version 9

HEADER RECORD - .hdr

1. Changed the version to 11-1 from 09-1.
2. The old 'Reserve' field position 270-276 was deleted that changed the position and size of the remaining fields and increased the size of User Option Field.

SEGMENT RECORD- .seg

1. Renamed the field Mail Facility ID to eDoc Submitter CRID and added a new description.
2. Added Delivery Statistics File Date.
3. Added "In case of multiple dates, use the oldest date" for Delivery Statics File date, LOT Database Date, Automation Coding Date.
4. Added OneCode ACS value of 8 to the Move update method field and updated the descriptions of #4 and #7 options.
5. Added that NA and NB are not valid for postage statement mailing date that is the same as or after the January 2011 price change date.
6. Field positions changed due to new field additions.

MAIL PIECE UNIT RECORD- .mpu

1. Added Postal Price Incentive ID for incentive program identification.
2. Added Postal Price Incentive type for incentive program identification.
3. Changed Mail Piece Unit file Rate Type size to 2 bytes.
4. Added that NA and NB are not valid for postage statement mailing date that is the same as or after the January 2011 price change date.
5. Added Standard Parcel Type field which is 1 byte A/N and optional.
6. Added Standard Flat Type field which is 1 byte A/N and optional.
7. Field positions changed due to new field additions and change of size of an existing field.

COMPONENT RECORD- .cpt

1. Added Content of Mail field to identify mail content for future incentive programs.
2. Added Postal Price Incentive ID for incentive program identification.
3. Added Postal Price Incentive type for incentive program identification.
4. Changed Component file Rate Type size to 2 bytes.
5. Added Standard Parcel Type field which is 1 byte A/N and optional.
6. Added Standard Flat Type field which is 1 byte A/N and optional.
7. Field positions changed due to new field additions and updated size of Rate Type.

CONTAINER SUMMARY RECORD- .csm

1. Changed Container Type length to 2 bytes.
2. Changed Entry Point for Entry Discount - Facility Type length to 2 bytes and modified the description to support origin entry facility identification.
3. Updated description of Entry Point for Entry Discount - Facility Type.
4. Added the value of AB for air box to the container type field.
5. Added 2 new descriptions for existing unused container levels E and F with values FSS Scheme and FSS facility respectively.
6. Further clarified the description of locale key.
6. Field positions changed due to change in length of a few existing fields.

CONTAINER QUANTITY RECORD- .cqt

1. Added that NFMs are not valid for postage statement mailing date that is the same as or after the January 2011 price change date for Rate category and Barcode Discount or Surcharge indicator.

PACKAGE QUANTITY RECORD- .pqt

1. Increased the length of number of copies and pieces to 5 digits.
2. Changed Package Level length to 2 bytes.
3. Added Unique Characteristics field designed for future price incentive programs.
4. Field positions changed due to change in length of a few existing fields.

PIECE DETAIL RECORD - .pdr

1. Changed the descriptions of #4 and #7 and added new code of #8 for OneCode ACS in the Move Update method field.
2. Changed the description of ACS Key Line data field.

MANIFEST INDIVIDUAL RECORD- .mir and MANIFEST SUMMARY RECORD- .msr

1. Daggered both of the above files.

SCENARIOS

1. Updated the description of "FIRM PACKAGES AS MULTI-PIECE "PACKAGE SERVICES" PARCELS scenario.
2. Added a Mail.dat Air Box Scenario

Mail.dat® 09-1 (9.1.3.0) Record Layout Changes Compared to Mail.dat® (9.1.2.0)

GENERAL CHANGES -

FILE AND FIELD SPECIFIC CHANGES

1. Replaced descriptions of BMC or Bulk Mail Center with NDC or National Distribution Center in all places including CSM Container Levels, CSM Entry point Discount Facility Types, CQT Destination Entry, CQT Rate Category, CQT Barcode or Surcharge Indicator, PQT Package Level, MIR Piece Destination Entry, MIR Package level (Note MIR and MSR are to be marked for deletion in the next version of Mail.dat), and DESTINATION ENTRY & ENTRY POINT IDENTIFICATION scenario.
2. Converted codes of P and Q for Parcel Post - Inter-BMC and Parcel Post Intra-BMC to 'TBD' for CQT Destination Entry and MIR Piece Destination Entry Fields
3. IMPORTANT NOTE: BMC is to be used as a facility and discount description in all changed fields by all mailing industry members, including the USPS, until the March 2010 price change becomes effective. After March 2010 USPS price change, all BMCs should be translated into an NDC facility type.

Mail.dat® 09-1 (9.1.2.0) Record Layout Changes Compared to Mail.dat® (9.1.1.1)

GENERAL CHANGES -

FILE AND FIELD SPECIFIC CHANGES

1. Added 'Field is necessary for Periodicals Enclosures' in the definition for Component Periodicals Advertisement Percentage field.
2. Updated definitions of Container ID and Original Container ID in the OCI file to read that the file is not designed for Mother Pallets.
3. Updated definition of Container ID in the IMR file to read that the file is not designed for Mother Pallets.
4. Changed the definitions of CQT Rate Category flags of 'PM', 'P7', 'P8', 'NK', 'N5', 'N6', 'PK', 'P5', 'P6' for the May 2009 Price Change.
5. Updated the definition of CQT Barcode Discount or Surcharge Indicator by adding 'Obsolete after May 2009' to the flag of I and updated the entire description definition of the field.
6. Updated the definition of CQT Destination Entry flags of P and Q by adding 'Obsolete after May 2009' to the flags of P and Q.
7. Updated the generic definition of Mail.dat Scenarios and added the following to the 'Physical/Logical Tray and Pallets Scenario' 'Note: This above scenario does not preclude scenarios where a physical container such as a pallet can have logical children such a trays.
8. Updated the definition of MIR Piece Destination Entry by adding 'Obsolete after May 2009' to the flags of P and Q.

Mail.dat® 09-1 (9.1.1.1) Record Layout Changes Compared to Mail.dat® (9.1.1.0)

GENERAL CHANGES -

FILE AND FIELD SPECIFIC CHANGES

1. Added 'Zone matrix Date' back in the HDR file, as it was in the 08-2 spec, at position 731 as an optional field (starts at old user Option Field position to minimize any impacts).
2. Merged 'User Option Field' and the 'Reserve' fields in the HDR record into single User Option Field.
3. Converted the 'Zone Matrix Date' in the SEG file to a 'Reserve' optional A/N field.
4. Editing Changes:
 - a. Changed the field code for the 'User Option Field' in the MPU file to start with 11 instead of 10, since User option Field is a non-Key field.
 - b. Changed the field codes for the 'Included In Other Documentation' (also added more description for the definition), 'FAST Scheduler ID', 'USPS Pick Up', 'CSA Trip ID', 'Container Ready to pay ID', 'Postage Statement Mailing Date', 'Postage Statement Mailing Time' in the CSM file to comply with field code standards. Added FC for First Class for AN Container level for distinction from AJ.
 - c. Added more description for 'Container ID' and 'Original Container ID' in the OCI file to describe that the OCI file is designed to only link with ONE container only from CSM and from OLD Originator's Mail.dat to only ONE Container in the OCI generated by the Consolidator file. The file is ONLY designed for handling Units and does not cover Pallet linkages; and Changed the field codes of almost all non-Key fields to start with 11.
 - d. Added more description for 'Container ID' and MID and CRID fields in the IMR file to describe that the IMR file is designed to only link with ONE container only from CSM (with one to many records from CSM to IMR) and Changed the field codes of almost all non-Key fields to start with 11 and removed the Key indication from the Container ID field. Added * for mandatory status for Class and piece Count fields.
 - e. Changed the field codes of almost all non-Key fields to start with 11 in the PSR file and added * to the Job ID and PSR Unique ID.
 - f. Changed the field codes of almost all non-Key fields (new fields) to start with 11 in the PAR record.
 - g. Added Ad % calculation formula in CPT.Periodicals Ad % field

Mail.dat® 09-1 (9.1.1.0) Record Layout Changes Compared to Mail.dat® (9.1.0.5)

GENERAL CHANGES - Pricing Related Changes

FILE AND FIELD SPECIFIC CHANGES

1. Converted the ICL label count and ICL label status fields in the HDR file to a 'Reserve' field while combining the 2 fields into one.
2. Added Unique Container ID as a valid updateable field in the Sibling Container Scenarios and in the Sibling Field definition.
3. Added a new Rate Type of 'O = Priority Mail Small Flat-Rate Box' to the MPU and CPT Rate Type fields.
4. Added a new value of 'P = Commercial Plus' to the Rate Schedule field in the MPU File and added the word Base to Commercial for BLANK.
5. Added the field 'Rate Schedule' to the PSR file.
6. Fixed the length of the processing category field in the PSR file to 2 bytes from 1 byte, which has moved many field positions by 1 byte.
7. Added the words 'or more' to the 'Container Ready to Pay Transaction identifier' field in the PSR file and the new definition reads 'A sequence number which ties one or more PSR records with one **or more** CSM records'.
8. Updated the Glossary section for the Sibling Containers.
9. Updated the Rate Codes for MLOCR in the PDR file per DMM 705.5.3.2 in MLOCR Rate and Postage Marking position 136-142
10. Replaced SPR with PDR in the definition section for the Service type field position 39-40 in the SFR file.
11. Edited the word Information and replaced with the word Identification for the OCI file related fields in the HDR file.

Mail.dat® 09-1 (9.1.0.5) Record Layout Changes Compared to Mail.dat® (9.1.0.4)

GENERAL CHANGES

FILE AND FIELD SPECIFIC CHANGES

1. Converted data types to Alphanumeric from numeric for the following fields:
 1. Mailer ID and CRID of Mail Owner in MPA
 2. Mailer ID and CRID of Preparer in MPA
 3. Mailer ID and CRID of Mail Owner in Component
 4. IM Barcode Upper and lower Serialization in IMR
 5. Mailer ID and CRID of Mail Owner in IMR
 6. Mailer ID and CRID of Preparer in IMR
 7. Mailer ID of the Barcode Applicator in PDR
 8. Periodicals Volume and Issue Number in PSR
 9. Mailing facility in PSR
2. Changed the font color for CRID of Mail Owner in CPT
3. Fixed editing mistakes for the name of OCI file and formatted some sentences.
4. Fixed CSM to OCI relationship in the ERD charts.

Mail.dat® 09-1 (9.1.0.4) Record Layout Changes Compared to Mail.dat® (9.1.0.3)

1. Added daggers to the International Container Label Count and Status fields in the HDR file to be removed in the next version of Mail.dat.
2. Removed un-needed definition from the MPU rate Type filed in MPU file.
3. Changed font color for the Equivalent User License Code, Equivalent Mail.dat Job ID, and Equivalent Component ID in CPT file which had remained in black color by mistake. The word 'Weight' had been removed from the above fields in a previous 09-1 version.
4. Clarified the definition for Container ready To pay Transaction ID field in CSM by suggesting that the filed ties the CSM record with 'one or more' PSR records.
5. Changed field Code OCI-109 to OCI-1009 in the OCI file.
6. Deleted the values of 'Y' and 'N' from Barcode Discount or Surcharge Indicator field in CQT file which were suppose to have been deleted in 09-1 but were left off by mistake. The values were left in 08-2 for backward compatibility with 08-1 and 07-1 but the work group had agreed it was an issue and the values were to be deleted.
7. Removed the definition which suggested on how to fill the IM barcode fields in multiple files such as SNR, PDR, MIR. The user shall refer to the PostalOne! guide on valid values in the IM barcode field.
8. Clarified the definition for Container ready To pay Transaction ID field in PSR by suggesting that the filed ties 'one or more' PSR records with one CSM record.

Mail.dat® 09-1 (9.1.0.3) Record Layout Changes Compared to Mail.dat® (9.1.0.2)

GENERAL CHANGES

FILE AND FIELD SPECIFIC CHANGES

1. Added missing data type A/N for the 'Original Software' fields in the Header file.

Mail.dat® 09-1 (9.1.0.2) Record Layout Changes Compared to Mail.dat® (9.1.0.1)

GENERAL CHANGES

FILE AND FIELD SPECIFIC CHANGES

1. Modified verbiage to allow for ZIP and RAR compression extensions for Mail.dat files.
2. Removed the word corporation from the Header Job Id description when discussing user managed uniqueness within a user license code.
3. Deleted the Mail.XML Job ID field from the OCI file.

Mail.dat® 09-1 (9.1.0.1) Record Layout Changes Compared to Mail.dat® (9.1.0.0)

GENERAL CHANGES

FILE AND FIELD SPECIFIC CHANGES

The editor made several editing changes to fix position related mistakes in different files.

1. Update Field Code for Move Update method in the Segment file from SEG-1146 to SEG1147.
2. Updated position and size of Zone Matrix date in the Segment file from 6 bytes to 8 bytes and the position changed from 263 – 270. This change in turn changed the positions of the rest of the fields below including the Closing Character.
3. Updated the position of Reserve field in the MPU file from 141 – 209 with size changing to 69 bytes.
4. Updated positions in MPA file from CRID of Mail Owner field to the Closing Character.
5. Updated positions in OCI file from Original Label: IM™ Container Or IM™ Tray Barcode field to the Closing Character.

Mail.dat® 09-1 (9.1.0.0) Record Layout Changes Compared to Mail.dat® (8.2.1.0 Errata version 1.0)

GENERAL CHANGES

FILE AND FIELD SPECIFIC CHANGES

Made several editing changes including adding

1. Removed USPS specific flags and most USPS definitions and added the USPS technical Guide URL.
2. Fields and files marked with dagger were deleted, other than Zap related fields
3. In several cases fields were moved to group them together based upon agreed major release rules.
4. From a standardization perspective, the record status fields in all files, such as Segment Record Status for Segment were moved to the bottom of each record.
5. Database charts were updated for 09-1.
6. All definitions were moved within the file layouts and the separate definition section was deleted.

HEADER RECORD - .hdr

1. Job Ids definition was modified.
2. Changed value of IDEAlliance Version to '09-1' under definitions.
3. IAK Record count and record status fields were removed.
4. Zone Matrix Date field was removed.
5. Postage Statement Record Count (required) 6 N, position 382 -387 was added
6. Postage Statement Record File Status (required) 1 A/N – values : O,D,R,N,C,U, position 388 – 388 was added
7. Intelligent Mail Range Record Count (required) 6 N, position 389 – 394 was added
8. Intelligent Mail Range File Status (required) 1 A/N – values : O,D,N,C,U, position 395 – 395 was added
9. Original Container Identification Record Count (required) 6 N, position 396 – 401 was added
10. Original Container Identification File Status (required) 1 A/N – values : O,D,N,C,U, position 402 – 402 was added

11. Original Container Information Record Count (required) 6 N, position 396 – 401 was added
12. Original Container information File Status (required) 1 A/N, position 402 – 402 was added
13. XML PDR File status position 403 – 403 was daggered and XML PDR file is completely removed from Mail.XML specification.
14. Original Software Vendor Name (required) 30 A/N, position 405 – 434 was added
15. Original Software Product's Name (required) 30 A/N, position 435 – 464 was added
16. Original Software Version (required) 10 A/N, position 465 – 474 was added
17. Original Software Vendor's Email (required) 60 A/N, position 475 – 534 was added
18. The User Option field has been standardized to be 20 bytes in all records, where the User Option Field exists.
19. A Reserve field has been created out of user Option field in header file.
20. The field positions have been changed from Postage Statement Record count through the closing character.

SEGMENT - .seg

1. 'Move Update Method' position 263-263, 1 byte, N data type with valid values of 0 = None, 1 = ACS, 2 = NCOA, 3 = Fast Forward, 4 = Mailer move update process, 5 = Ancillary Service Endorsements, 6 = Multiple and 7 = Simplified/Occupant/Exceptional Address (No move update method needed for this code 7) was added.
2. 'Zone Matrix Date' position 263-268, 8 bytes, N data type with valid data format of YYYYMMDD was added.
3. SASP preparation Options name and its definitions were changed to new name "Full-Service Participation Indicator", position 282-282 with valid values of 'F' for Full-service, 'M' for Mixed-service (basic and full mixed), and Blank for none.
4. The Seamless Acceptance Indicator field at position 261-261 in 08-2 was removed.
5. CSA Agreement ID position 269 – 278, 10 bytes A/N was added
6. User Option Field position 279 – 298 definition was updated.
7. Segment Record Status was moved to the end of the record.
8. The field positions have been changed from Package Services packaging Criteria through the closing character; Reserve size was also changed.

MAIL PIECE UNIT ID - .mpu

1. Added new field Rate Schedule position 89 – 89 1 byte A/N
2. Updated definition of Co-Paletization Code field position 96 – 97.
3. Added user Option Field position 120 – 139 20 bytes A/N.
4. Moved MPU Record Status field to the bottom of the record.

5. The field positions have been changed from MPU rate Type through the closing character.

MPU/C RELATIONSHIP RECORD - .mcr

1. Moved MPU/C Record Status field to the bottom of the record.
2. The field positions have been changed from Primary MPA ID through the closing character; Record size/Reserve size was also changed.

MAILER POSTAGE ACCOUNT - .mpa

1. Definitions of Permit Number, USPS Publication Number, Mail Owner's Lcl Permit Ref Num / Int'l Bill Num were updated.
2. CAPS Reference Num field was renamed to Customer reference ID.
3. Mailing facility identifier and Permit Holder identifier fields were Renamed to Mailing Facility DUNS Number and Permit Holder DUNS Number respectively.
4. Mailer ID of Mail Owner, position 216-224, 9 bytes, N data type – Mail owner's MID was added.
5. CRID of Mail Owner, position 225-233, 12 bytes, N data type – Mail owner's CRID was added.
6. Mailer ID of Preparer, position 234-242, 9 bytes, N data type, Mail Preparers MID was added.
7. CRID of Preparer, position 243-254, 12 bytes, N data type, Mail Preparer CRID was added.
8. CSA Applies for Periodicals, position 255 – 255, 1 byte A/N was added.
9. User option Field, position 256 – 275, 20 bytes A/N was added.
10. Positions were changed from 'Mailer ID of Mail Owner' through closing character field; Record size/Reserve size was also changed.

COMPONENT - .cpt

11. Mailer ID of Mail Owner, position 99-107, 9 bytes, N data type – Mail Owner's MID was added.
12. CRID Of Mail Owner position 108 – 119, 12 bytes N was added.
13. Equivalent Component Type, position 234 – 234 1 byte A/N was added.
14. Ad % Basis, position 235 – 240, 6 bytes N was added.
15. User Option Field, position 271 – 290, 20 bytes A/N was added.
16. CPT record Status was moved to the bottom of the record.
17. Positions were changed from 'Mailer Id of Mail Owner' through Closing character field.

CONTAINER SUMMARY RECORD - .csm

1. Actual Container Ship Date, position 101 – 108, 8 bytes N was added.
2. Actual Container Ship Time, position 109 – 113, 5 bytes N was added.
3. Scheduled Pick Up Date, position 114 – 121, 8 bytes N was added.
4. Scheduled Pick Up Time, position 122 – 126, 5 bytes N was added Postage Statement Mailing Date, position 165 - 172, 8 bytes, N data type with valid format of YYYYMMDD to be used to figure out pricing and rate calculations when rates/prices change was added.
5. Actual Pick Up Date, position 127 – 134, 8 bytes N was added.
6. Actual Pick Up Time, position 135 – 139, 5 bytes N was added
7. Actual Induction Date, position 170 – 177, 8 bytes N was added.
8. Actual Induction Time, position 178 – 182, 5 bytes N was added
9. Postage Statement Mailing Date, position 191 - 198, 8 bytes, N was added.
10. Postage Statement Mailing Time, position 199 - 203, 5 bytes, A/N was added.
11. data type with valid format of HH:MM to be used to figure out pricing and rate calculations when rates/prices change was added.
12. Container Ready to Pay Transaction identifier, 238 - 243, 6 bytes, N data type – Must have data in this field when the Postage Statement Record File is present, was added.
13. Included In Other Documentation, position 244 - 244, 1 byte, A/N data type – valid flags are ‘O’ for original container, ‘L’ for linked container or new container, and a BLANK value = None, was added..
14. Transportation DUNS Number field’s name was changed to Transportation Carrier ID position 302 - 316, 15 bytes, A/N data type – Actual Carrier company delivering the mail to USPS.
15. CSA Trip ID, position 339 – 348, 10 bytes A/N was added.
16. Scheduled Ship Date, position 349 -356, 8 bytes N was added.
17. Scheduled Ship Time, position 357 – 361, 5 bytes A/N was added.
18. Container CSA Dispatch Date, position 311 - 318, 8 bytes, N data type – Plant load USPS pick up date was added.
19. New sort levels under Container Level of AK = MXDS – Mixed Surface, AL = MXDA – Mixed Air, AM = Working, AN = Single Piece, AO = Surface, AP = Air, AQ = Local were added for First Class Pallets, allowing mailings with First Class to have First Class pallet preparation.
20. AH sort level was changed to allow Pallets for OMX preparation..
21. The following fields from the CSM file were also deleted:
 - a. Protected Container Status
 - b. Container Presort Content
 - c. Geographic Scheme Level
 - d. Production Machine ID
 - e. Container Level Attempted
 - f. Zebra Stripe Indicator
22. The following fields were marked with dagger for deletion in the next major version of Mail.dat:
 - a. IM Barcode Upper Serialization
 - b. IM Barcode Lower Serialization
23. The Container label type and Container Label CIN code’ names were changed to “Label: Container Label Type” and “Label: Container Label CIN Code”, position 596 – 599 and 600 – 600 respectively. No change in definitions.

24. User Option Field, position 684 – 703, 20 bytes A/N was added.
25. CSM Record Status Field was moved to the bottom.
26. Positions changed from Actual Container Ship Date through the Closing character field; Record size/Reserve size was also changed.

ORIGINAL CONTAINER IDENTIFICATION RECORD - .oci (new file was added)

1. The OCI file contains the following fields:
 - a. Job id, position 1-8, 8 bytes, A/N data type
 - b. Container Id, position 9-14, 6 bytes, N data type
 - c. Original Job id, position 15-22, 8 bytes, A/N data type
 - d. Original User license Code, position 23-26, 4 bytes, A/N data type
 - e. Original Segment id, position 27-30, 4 bytes, A/N
 - f. Original Container Id, position 31-36, 6 bytes, N data type
 - g. Original Display Container Id, position 37-42, 6 bytes, A/N data type
 - h. Original Label: IM Container or IM Tray Barcode, position 43-65, 24 bytes, A/N data type
 - i. Original Mail.XML Job ID, position 66-73, 8 bytes, A/N data type
 - j. Original Mail.XML Customer Group Id, position 74-85, 12 bytes, A/N data type*
 - k. Original Mail.XML Mailing Grouping ID, position 86-97, 12 bytes, A/N data type*
 - l. Original Mail.XML Container ID, position 98-109, 12 bytes, N data type.
 - m. OCI Record Status, position 110-110, 1 bytes, A/N data type.
 - n. Reserve, position 111-119, 9 bytes, A/N Data
 - o. Closing Character, position 120-120, 1 byte, A/N data type – required # sig

INTELLIGENT MAIL RANGE RECORD - .imr (new file was added)

1. The IMR file contains the following fields:
 - a. Job ID, position 1-8, 8 bytes A/N, K
 - b. Container id, position 9-14, 6 bytes, N data type, K
 - c. IMR Unique ID, position 15-21, 7 bytes, N data type, K
 - d. Class, position 22-22, 1 byte, A/N
 - e. IM Barcode Lowerrange, position 23-37, 15 bytes, N
 - f. IM Barcode Upperrange, position 38-52, 15 bytes, N
 - g. Mailer ID of Owner, position 53-61, 9 bytes, N data type – Mail owner's MID
 - h. CRID of Owner, position 62-73, 12 bytes, N data type – Mail owner's CRID
 - i. Mailer ID of Preparer, position 74-82, 9 bytes, N data type, Mail Preparers MID
 - j. CRID of Preparer, position 83-94, 12 bytes, N data type, mail preparer CRID
 - k. Service Level Indicator, position 95-95, 1 byte, A/N – F = Full service, B = Basic, P = PostNet, and O for other such as non-auto.

- l. Piece count, position 96-103, 8 bytes, N
- m. IMR Record Status, position 104-104, 1 byte , A/N
- n. Reserve, position 104-109, 6 bytes, A/N
- o. closing character, position 110-110, 1 byte, A/N

CONTAINER QUANTITY RECORD - .cqt

- 1. Service level Indicator, position 68 – 68, 1 byte A/N was added - F = Full service, B = Basic, P = PostNet, and O for other such as non-auto.
- 2. CQT record Status was moved to the bottom of the record.
- 3. Positions changed from 'Periodiclas CoPalletization Discount Indicator' through Closing character field.

PACKAGE QUANTITY RECORD - .pqt

- 1. PQT Record Status was moved to the bottom of the record.
- 2. Positions changed from 'Bundle Charge Allocation' through Closing character field.

WALK SEQUENCE RECORD - .wsr

- 1. Definition of CoPalletization Code was updated.

SEED NAME RECORD - .snr

- 1. User Option Field, position 134 - 153, 20 bytes A/N was added.
- 2. SNR Record Status Field was moved to the bottom.

POSTAGE STATEMENT RECORD FILE - .psr (new file was added)

- 1. The PSR file contains the following fields:
 - a. Job ID, position 1-8, 8 bytes A/N, K
 - b. PSR Unique ID, position 9-14, 6 bytes, N, K
 - c. Mailing Facility ID, position 15-24, 10 bytes, A/N
 - d. User Postage Statement ID, position 25-34, 10 bytes, A/N
 - e. Periodicals Issue Date, position 35-42, 8 bytes, N
 - f. Postage Statement Form ID, 43-52, 10 bytes, A/N
 - g. Container Ready to Pay transaction identifier, position 53-62, 10 bytes, N
 - h. USPS Postage Statement ID, position 63-72, 10 bytes, N
 - i. Postage Statement Date of Mailing, 73-80, 8 bytes, N
 - j. Periodicals Issue Number, position 81-86, 6 bytes, N
 - k. Periodicals Volume Number, position 87-91, 5 bytes, N

- l. Customer Reference ID, position 92-131, 40 bytes, A/N
- m. Federal Agency Cost Code, position 132-136, 5 bytes, A/N
- n. Mail Owner's Lcl Permit Ref Num / Int'l Bill Num, position 137-144, 8 bytes, N
- o. Mail Owner's Lcl Permit Ref Num / Int'l Bill Num – Type, position 145-145, 1 byte, A/N
- p. Permit Number, position 146-153, 8 bytes, A/N
- q. Permit ZIP Code + 4, position 154-164, 11 bytes, A/N
- r. Postage Payment Method, position 165-165, 1 byte, A/N
- s. USPS Publication Number, position 166-174, 9 bytes, A/N
- t. Rate Type, position 175-175, 1 byte, A/N
- u. CPT Class, position 176-176, 1 byte, A/N
- v. CPT Processing Category, position 177-177, 1 byte, A/N
- w. Container and Bundle Charge Method, position 178-178, 1 byte, A/N
- x. Standard mail Sacking Criteria, position 175 – 180, 6 bytes A/N
- y. Package Services Packaging Criteria, position 182 – 182, 2 bytes A/N
- z. Automation Coding Date, position 183 – 190, 8 bytes, N
- aa. Carrier Route Coding Date, position 191 – 198 8 bytes N
- bb. Carrier Route Sequencing Date, 199 – 206, 8 bytes N
- cc. Postage Grouping ID, position 207 – 214, 8 bytes A/N
- dd. User Option Field, position 215 – 234, 20 bytes A/N
- ee. PSR Record Status, position 235 - 235, 1 byte, A/N
- ff. Reserve, position 236 - 249, 13 bytes, A/N
- gg. Closing Character, position 250-250, 1 byte, A/N

POSTAGE ADJUSTMENT RECORD - .pdr

- i. PSR Unique Record Identifier, position 29-34, 6 bytes, N, to support optional linkage with the PSR file was added..
- ii. Rate Type, position 35-35, 1 bytes, A/N, to support specific rate identification per PAR record per adjustment was added.
- iii. User Postage Statement ID, position 36-45, 10 bytes, A/N, to support identification of a postage statement if PSR file was not used and if postage was field through Mail.XML was added.
- iv. USPS Postage Statement ID, position 46-55, 10 bytes, A/N, to support identification of a postage statement if postage statement id was provided to the customer by the USPS in a Receipt file or if the postage statement Id was provided to the customer through Mail.XML and PSR file was not used for postage statement creation, was added.
- v. User Option Field, position 114 - 133, 20 bytes A/N was added
- vi. PAR Record Status was moved to the bottom of the record
- vii. Positions of all fields in PAR from PSR unique Record ID field position 29 - 34 through Closing character were changed.

PIECE DETAIL RECORD - .pdr

1. New Codes of X and T were added to Wasted Or Shortage piece Indicator position 66 – 66, 1 byte A/N field.
2. Mailer id of the Mail owner field from PDR was removed.
3. The name and values of the Wasted Indicator field was changed to Wasted or Shortage Piece indicator
4. ACS Key Line Data field, position 157 – 172 , 16 bytes A/N was added.
5. PDR Record Status field was moved to the bottom of the record.
6. New value of '6' for 'Multiple' and 7 for Simplified/Occupant/Exceptional Address (No move update method needed for this code 7)for the Move update method field in PDR were added.
7. The positions of fields from MLOCR Rate and postage Marking field through Closing character were changed; Reserve size was changed from 3 to 6 bytes.

